

ALUWANI Africa Equity Fund

Collective Investment Scheme (CIS) portfolio

Class A | Minimum Disclosure Document (MDD) as at 31 January 2019

Assets managed by: ALUWANI Capital Partners (Pty) Ltd



ALUWANI
CAPITAL PARTNERS

Portfolio profile

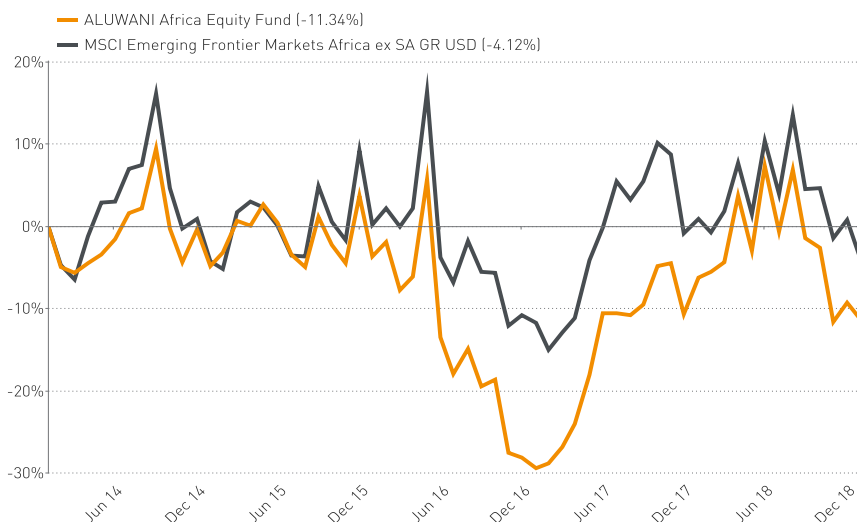
The Fund is a Rand denominated, Africa equity Fund that aims to maximise capital growth over time investing in the inefficient, under invested markets on the African continent. The portfolio is suited to investors with a high risk profile with a tolerance for capital volatility over the short to medium term and a five year or longer investment horizon.

Investment strategy

The Fund invests in a diversified portfolio of equities across African equity markets. Equity exposure will be a minimum of 80%. Africa equities have low correlations with developed and emerging equity markets including South Africa, offering diversification benefits when included in investment portfolios.

Portfolio performance

5 year cumulative performance graph



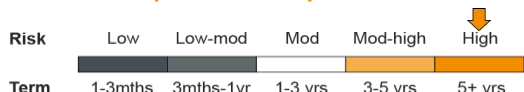
Annualised performance

	1 year	3 years	5 years	7 years	Launch
Fund	-5.44%	-2.74%	-2.38%	9.11%	7.89%
Benchmark	-5.00%	-1.45%	-0.84%	10.57%	6.43%
Sector	-4.12%	-3.51%	-5.32%	5.36%	3.50%
Rank	5/8	3/7	1/2	1/2	1/2
High ⁽¹⁾	36.49%	36.49%	36.49%	64.10%	64.10%
Low ⁽¹⁾	-7.49%	-30.69%	-30.69%	-30.69%	-30.69%
Cash	7.25%	7.41%	6.94%	6.49%	6.52%
Inflation	4.49%	5.30%	5.30%	5.36%	5.18%

⁽¹⁾ High/Low – highest/lowest 1 year return of the portfolio/class of portfolio during the period detailed.

The portfolio performance figures shown are net of the Total investment charges, but exclude any initial management or advisory fee which is charged separately and not accounted for in the daily valuation of the portfolio.

Risk/reward profile and 3 year statistics



Standard deviation ⁽¹⁾	22.60
Sharpe ratio ⁽²⁾	-0.33
Information ratio ⁽³⁾	-0.39
Largest negative monthly return	-18.17%
Number of positive months	20

⁽¹⁾Standard deviation – measures the volatility of fund returns ⁽²⁾Sharpe ratio – fund return minus cash return (STeFl composite), divided by the Standard deviation (of fund returns)

⁽³⁾Information ratio – return per unit of risk against the benchmark

Specific risks

Liquidity risk is high given the low turnover on African equity markets. This could delay the ability of the fund to meet redemption requests especially in volatile market conditions. Political risk which is elevated on the continent requires further consideration.

This portfolio is permitted to invest in foreign securities which, within portfolios, may have additional material risks, depending on the specific risks affecting that country, such as: potential constraints on liquidity and the repatriation of funds; macroeconomic risks; political risks; foreign exchange risks; tax risks; settlement risks; and potential limitations on the availability of market information. Fluctuations or movements in exchange rates may cause the value of underlying international investments to go up or down. Investors are reminded that an investment in a currency other than their own may expose them to a foreign exchange risk.

Portfolio information

Portfolio size	R 57.28 million
Portfolio inception	20 March 2009
The Portfolio inception (above) is the launch date of this portfolio on the Momentum Collective Investments (MCI) Scheme. The Launch date (below) depicts the performance start date of the relevant class of this portfolio.	
Launch	1 July 2009
NAV price (Launch)	92.15 (cpu)
NAV price (31/01/2019)	162.95 (cpu)
Benchmark	MSCI EFM Africa ex South Africa Index
ASISA sector	Regional - Equity - General - Africa
Codes	
JSE	RAEF
ISIN	ZAE000131157

Minimum investment

Lump sum	R 2,000	Monthly	R 250
----------	---------	---------	-------

Portfolio managers

Mishnah Seth B.Com Accounting (Hons), CFA
Emmanuel Boakye B.Com (Accounting), CA(SA), CAIA

Portfolio charges and cost ratios

Initial management fee	0% (incl. VAT)
Initial advisory fee	0% - 3.45% (incl. VAT)
Annual management fee	1.725% p.a. (incl. VAT)
Annual advisory fee	0% - 1.15% (incl. VAT)

Financial year end TER 2.70% (incl. VAT)
The disclosed Financial year end TER (total expense ratio) is shown as an annual percentage based on data for the 1 year period to 30 June 2018.

Cost ratios as at 30 September 2018:

Total expense ratio (TER)	2.69% (incl. VAT)
Transaction costs (TC)	0.38% (incl. VAT)
Total investment charges	3.07% (TER+TC)

Please see Disclosures section for further information on cost ratios

Income distribution (cpu)

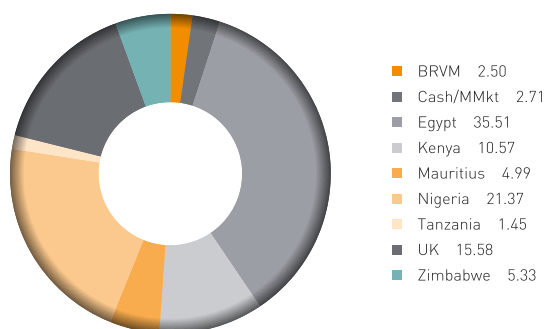
	Dividend	Interest	Total
Jun'17	2.416	0.094	2.510
Dec'17	0.000	0.000	0.000
Jun'18	5.349	0.207	5.556
Dec'18	0.404	0.105	0.509
Feb'18 - Jan'19	5.753	0.312	6.065

Distribution takes place Semi-annually : June, December

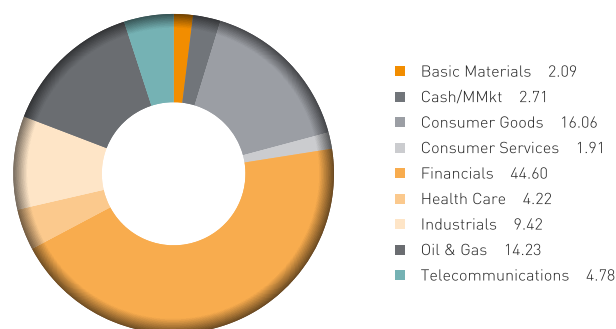


Portfolio Holdings

Country exposure (%)



Sector exposure (%)



Portfolio objective/investment policy

The ALUWANI Africa Equity Fund is a specialist equity portfolio. The portfolio will endeavour to provide investors with medium to long-term capital appreciation found through investing in growing African economies. In order to achieve this objective, the assets normally included in the portfolio will consist mainly of listed equity securities on recognised stock exchanges within Africa. The South African exposure within the portfolio will have a maximum exposure limit of 15%. The portfolio may also include listed equity securities on other exchanges, where such companies have their financial exposure to Africa. The portfolio will aim to have a minimum equity exposure of 85% at all times. The manager may from time to time invest in participatory interests or any other form of participation in portfolios of collective investment schemes as the Act may allow from time to time, and which are consistent with the portfolio's investment policy. Where the aforementioned schemes are operated in territories other than South Africa, participation in portfolios of these schemes will be included in the portfolio only where the regulatory environment is of sufficient standard to provide investor protection at least equal to that in South Africa. The trustees shall ensure that the investment policy is adhered to provided that nothing shall preclude the manager from varying the ratios of listed equity securities, to maximise capital growth and investment potential in a changing economic environment or market conditions or to meet requirements, if applicable, of any exchange formally recognised and from retaining cash or placing cash on deposit in terms of the Deed and Supplemental Deed; provided that the manager shall ensure that the aggregate value of the assets shall consist of securities and assets in liquid form of the aggregate value required by the Act. The manager will be permitted to invest on behalf of the portfolio in offshore investments as permitted by legislation. For the purpose of this portfolio, the manager shall reserve the right to close the portfolio to new investors. This will be done in order to be able to manage the portfolio in accordance with its mandate. The manager shall determine the critical size from time to time.

Portfolio limits and constraints

- Exposure limits as per the ASISA fund classification structure.
- The portfolio will aim to have a minimum equity exposure of 85% at all times.
- The South African exposure within the portfolio will have a maximum exposure limit of 15%.

Contact and other information

Scheme

Momentum Collective Investments Scheme

Custodian/Trustee

Standard Bank of South Africa Limited
 Telephone: +27 (0)21 441 4100
 Registration no.: 1962/000738/06

Management company

Momentum Collective Investments (RF) (Pty) Ltd
 268 West Avenue, Centurion, 0157
 PO Box 7400, Centurion, 0046
 Facsimile: +27 (0)12 675 3889
 Call centre: 0860 111 899
 Email: ci.clientservice@momentum.co.za
 Web: www.momentuminv.co.za
 Registration no.: 1987/004287/07

Third party manager

ALUWANI Capital Partners (Pty) Ltd
 EPPF Office Park, 24 Georgian Crescent East, Bryanston East, 2152
 An authorised financial services provider, FSP No: 46196
 Telephone: +27 (0)21 204 3800
 Facsimile: 086 204 0112
 Email: aluwani@aluwanicapital.co.za
 Web: www.aluwanicapital.co.za
 Registration no.: 2015/112266/07



Disclosures

Momentum Collective Investments (RF) (Pty) Ltd (the "Manager"), registration number 1987/004287/07, is authorised in terms of the Collective Investment Schemes Control Act, No 45 of 2002 (CISCA) to administer Collective Investment Schemes (CIS) in Securities. The Manager is the manager of the Momentum Collective Investments Scheme, and MMI Holdings Ltd is a full member of the Association for Savings and Investment SA. Standard Bank of South Africa Limited, registration number 1962/000738/06, is the trustee of the scheme.

ALUWANI Africa Equity Fund is a portfolio of the Momentum Collective Investments Scheme and ALUWANI Capital Partners (Pty) Ltd, registration number: 2015/112266/07, an authorised financial services provider ("FSP") under the Financial Advisory and Intermediary Services Act No. 37 of 2002 ("FAIS"), FSP number: 46196, is the investment manager of this portfolio.

ALUWANI Africa Equity Fund is an incubator portfolio, operating under an agreement entered into between the Manager and ALUWANI Capital Partners (Pty) Ltd, registration number: 2015/112266/07, an authorised FSP under FAIS, FSP number: 46196. An incubator portfolio is a third party named portfolio bearing the name of the FSP who intends to apply to the Registrar to be approved as a manager within three years from approval of the portfolio, where the FSP undertakes financial services of a discretionary nature, as contemplated in FAIS, in relation to the assets of the portfolio. The Manager retains full legal responsibility for all third party named portfolios under the Momentum Collective Investments Scheme. This information is not advice, as defined in the Financial Advisory and Intermediary Services Act (No. 37 of 2002). Please note that there may be representatives of the FSP acting under supervision. Your financial adviser may be a related party to the FSP and/or the Manager of this portfolio. It is your financial adviser's responsibility to disclose details of any conflicts of interests that may apply, as well as all fees that they receive, in relation to an investment in this portfolio.

The Total Expense Ratio (TER) is the percentage of the net asset value of the class of the Financial Product incurred as expenses relating to the administration of the Financial Product. A higher TER does not necessarily imply a poor return, nor does a low TER imply a good return. A current TER may not necessarily be an accurate indication of future TER's. The disclosed TER is shown as an annual percentage based on data for the period from 10 March 2016 to 30 September 2018. The Transaction Costs Ratio (TC) is the percentage of the net asset value of the Financial Product incurred as costs relating to the buying and selling of the assets underlying the Financial Product. Transaction costs are a necessary cost in administering the Financial Product and impacts Financial Product returns. The TC should not be considered in isolation as returns may be impacted by many other factors over time including market returns, the type of Financial Product, the investment decisions of the investment manager and the TER. The disclosed TC is shown as an annual percentage based on data for the period from 10 March 2016 to 30 September 2018. The Total Investment Charges (TIC) is the sum of the TER and the TC and is shown as a percentage depicting the annual costs relating to the investment of the Financial Product. Cost ratios are calculated using historical actual and/or estimated data and are provided solely as an indication/guide as to the annual expenses/costs that could be incurred. These ratios do not represent any current/actual charges or fees.

All portfolio performance is calculated for a portfolio/portfolio class. Individual investor returns may differ as a result of fees, actual date(s) of investment, date(s) of reinvestment of income and withholding tax. Annualised returns, also known as Compound Annualised Growth Rates (CAGR), are calculated from cumulative returns; they provide an indication of the average annual return achieved from an investment that was held for the stated time period. Actual annual figures are available from the Manager on request. All portfolio performance figures quoted (tables and charts where present) are as at 31/01/2019, based on a lump sum investment, using NAV-NAV prices with income distributions reinvested on the ex-dividend date. CPI/Inflation figures, where present, are lagged by one month. Cash figures, where present, are STEFI Composite Index returns. All figures quoted in ZAR. Source: Morningstar and/or Momentum.

CIS are generally medium to long-term investments. The value of participatory interests may go down as well as up and past performance is not necessarily a guide to the future. CIS are traded at ruling prices and can engage in borrowing and scrip lending. The CIS may borrow up to 10% of the market value of the portfolio to bridge insufficient liquidity. Different classes of units apply to portfolios, which are subject to different fees and charges. Please note that VAT, applicable to fees and charges, with effect from 1 April 2018, increased from 14% to 15%. A schedule of fees and charges and maximum commissions is available on request from the Manager. The Manager reserves the right to close and reopen certain portfolios to new investors from time to time in order to manage them more efficiently in accordance with their mandate. Portfolios are valued daily at approx. 15h00, latest prices can be viewed at www.momentuminv.co.za and in some national newspapers. Forward pricing is used. Instructions must reach the Manager before 14h00 to ensure same-day value. The Manager does not provide any guarantee, either with respect to the capital or the return of this portfolio. Additional information on the proposed investment including, but not limited to, brochures, application forms and the annual report and any half yearly report can be obtained, free of charge, at www.momentuminv.co.za or on request from the Manager.

This document should not be seen as an offer to purchase any specific product and is not to be construed as advice. Investors are encouraged to obtain independent professional investment and taxation advice before investing with or in any of the Manager's products.

ALUWANI Capital Partners (Pty) Ltd An authorised financial services provider, FSP No: 46196

ALUWANI Capital Partners was founded in December 2015 following a management buy-out of Momentum Asset Management's third party institutional business by senior staff. ALUWANI is an independent investment management business registered with the Financial Services Board ("FSB") and is an approved investment manager in terms of the Financial Advisory and Intermediary Services Act ("FAIS"). Our management team has a long history in the asset management industry, with more than 80 combined years of experience. Our business is built on a philosophy and approach of meeting client expectations through consistent investment performance and client service. We offer investment expertise across all listed asset classes, underpinned by a singular investment philosophy of consistently delivering risk adjusted returns over various market cycles. All our products are managed on this premise. We manage assets of more than R60 billion on behalf of institutional clients ranging from retirement funds, corporates, municipalities, medical aids to government owned enterprises. What's in the name: ALUWANI is a Tshivenda name meaning "to prosper", and is reflective of the foundation of our business, which is to positively contribute towards prosperity of all our stakeholders, including clients, staff, shareholders and communities.



+27 (0)21 204 3800



aluwani@aluwanicapital.co.za



www.aluwanicapital.co.za