

# Momentum Bond Fund

## Portfolio profile

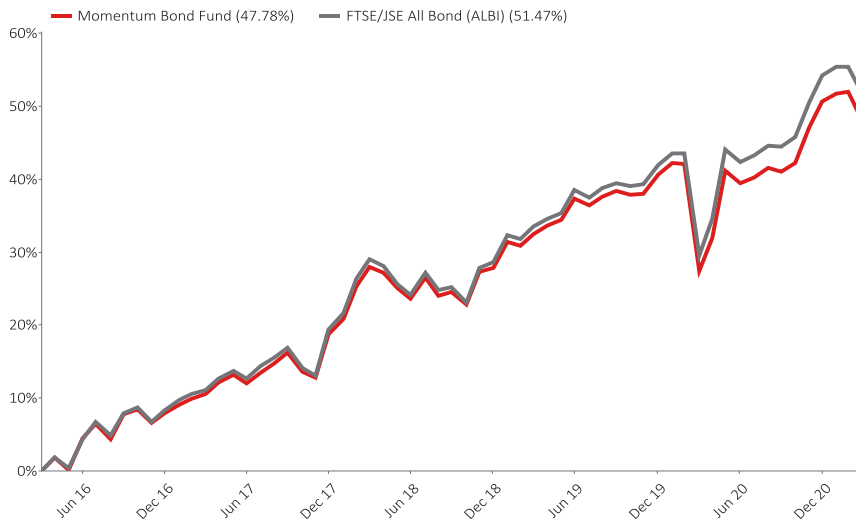
The Fund is a domestic only, fixed income portfolio that seeks to generate outperformance relative to the All Bond Index through the interest rate cycle. This portfolio is ideally suited to clients with a low to moderate risk profile, looking for a source of regular income whilst being prepared to take some risk in exchange for capital gains.

## Investment strategy

Active management, aimed at generating superior performance, is achieved by extracting value from several sources in the fixed income market. These sources include: duration, yield curve, credit, repos, inflation-linked debt and alternative strategies. The Fund reflects the Fixed Interest Team's view, which takes advantage of opportunities in each of the above areas, thus diversifying the risk, and maximising the potential for adding value. Derivatives are actively used to eliminate conflicts between the strategies in the various areas of value added.

## Portfolio performance

### 5 year cumulative performance graph



### Annualised performance

	1 year	3 years	5 years	7 years	10 years
Fund	15.95%	4.92%	8.12%	7.16%	7.60%
Benchmark	16.96%	5.49%	8.66%	7.81%	8.22%
Sector	15.98%	4.93%	7.76%	7.54%	8.01%
Rank	19/33	16/28	13/24	10/14	12/14
High <sup>[1]</sup>	15.95%	15.95%	15.95%	19.76%	19.76%
Low <sup>[1]</sup>	-1.24%	-3.82%	-3.82%	-6.71%	-6.71%
Cash	4.57%	6.34%	6.81%	6.68%	6.31%
Inflation	2.86%	3.85%	4.37%	4.69%	5.06%

### Monthly performance (%)

	Mar'21	Feb'21	Jan'21	Dec'20	Nov'20	Oct'20	Sep'20	Aug'20	Jul'20	Jun'20	May'20	Apr'20
Fund	-2.77	0.18	0.75	2.36	3.46	0.80	-0.32	0.93	0.51	-1.18	6.97	3.53
BM	-2.54	0.06	0.76	2.44	3.25	0.89	-0.05	0.89	0.61	-1.18	7.06	3.92

<sup>[1]</sup> High/Low – highest/lowest 1 year return of the portfolio/class of portfolio during the period detailed.

## Portfolio information

Benchmark	FTSE/JSE All Bond Index (ALBI)		
ASISA sector	SA - Interest Bearing - Variable Term		
Portfolio size	R 7.31 billion		
Portfolio inception	1 February 1995		
The Portfolio inception (above) is the launch date of this portfolio on the Momentum Collective Investments (MCI) Scheme. The Launch date (below) depicts the launch/performance start date of the relevant class of this portfolio.			
Launch date	1 February 1995		
Launch price	100.00 (cpu)		
Latest price (31/03/2021)	150.61 (cpu)		
JSE Alpha Code	RMGF		
ISIN Number	ZAE000021051		
<b>Minimum investment</b>			
Lump sum	R 2,000	Monthly	R 250
<b>Portfolio managers</b>			
Ian Scott			
BCom (Hons) Investment Management			
Thamage Lesito			
BSc Mathematical Statistics			

## Portfolio charges and ratios

Initial management fee	0% (incl. VAT)
Initial advisory fee	0% - 3.45% (incl. VAT)
Annual management fee	0.863% p.a. (incl. VAT)
Annual advisory fee	0% - 1.15% (incl. VAT)

Financial year end TER (incl. VAT): 0.89%

The disclosed Financial year end TER (total expense ratio) is shown as an annual percentage based on data for the 1 year period to 30 June 2020.

Cost ratios (incl. VAT) as at 31 December 2020:

TER (%)	TC (%)	TIC (%)
0.88%	0.00%	0.88%

TER (%): Total Expense Ratio, TC (%): Transactions Costs Ratio, TIC (%): Total Investment Charges (TER (%) + TC (%))  
Please see Disclosures section for further information on cost ratios

## Income distribution (cpu)

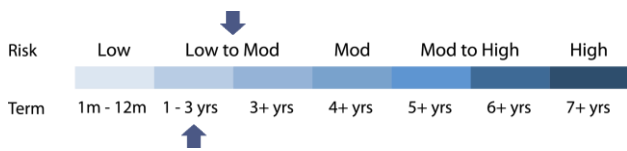
	Dividend	Interest	Total
Jun'20	0.000	3.059	3.059
Sep'20	0.000	3.134	3.134
Dec'20	0.000	3.083	3.083
Mar'21	0.000	3.214	3.214
Apr'20 - Mar'21	0.000	12.490	12.490

Distribution takes place Quarterly : March, June, September, December

## Portfolio statistics

Modified Duration	6.58
-------------------	------

## Risk/reward profile and 3 year statistics



### Specific risks

Modified duration (Interest rate risk) which is managed around the ALBI duration can result in relatively significant, short term capital volatility. Permanent capital loss for investors is possible if an issuer of one of the instruments held in the fund defaults.

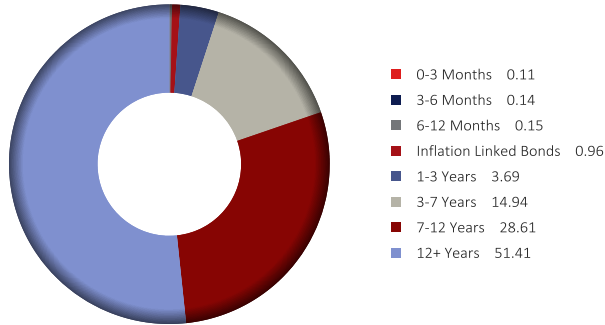
Standard deviation <sup>1)</sup>	9.08
Sharpe ratio <sup>2)</sup>	-0.10
Information ratio <sup>3)</sup>	-0.91
Largest negative monthly return	-10.30
Number of positive months	23 / 36

<sup>1)</sup>Standard deviation – measures the volatility of fund returns <sup>2)</sup>Sharpe ratio – fund return minus cash return (STeFI composite), divided by the Standard deviation (of fund returns)

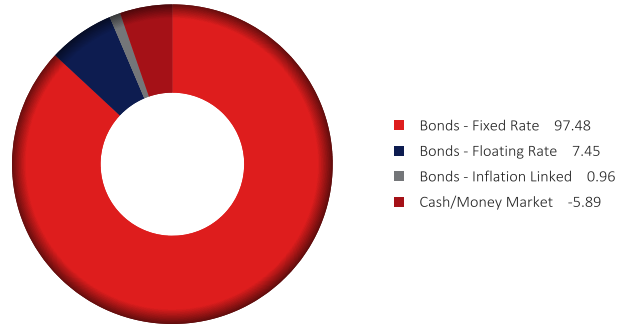
<sup>3)</sup>Information ratio – return per unit of risk against the benchmark

## Holdings

### Maturity spread (%)



### Sector (%)



## Portfolio objective/investment policy

In selecting investments for the portfolio, the Manager shall ensure that the Momentum Bond Fund will be a specialist portfolio, which will utilise an investment medium which has as its primary objective steady growth of capital and income. The Manager will follow an investment policy which will seek to secure for investors the maximum overall return from interest bearing securities comprising both growth and income. A further objective will be to maximise the capital portion of the overall return from the underlying investments. In order to achieve these objectives, the investments normally to be included in the Momentum Bond Fund will comprise a combination of securities, non-equity securities, gilts, semi gilts and assets in liquid form. The portfolio will be limited to a combination of gilts and interest bearing securities (including loan stock, semi-gilts financially sound debentures, debenture bonds and notes), cash, and any other assets of a similar nature that offer high returns on capital and income and any other securities that the Act or the Registrar may, from time to time allow, all to be acquired at fair market prices. The manager may from time to time invest in participatory interests or any other form of participation in portfolios of collective investment schemes or other similar collective investment schemes as the Act may allow from time to time, and which are consistent with the portfolio's investment policy. Where the aforementioned schemes are operated in territories other than South Africa participation in portfolios of these schemes will be included in the portfolio only where the regulatory environment is of sufficient standard to provide investor protection at least equal to that in South Africa.

## Portfolio limits and constraints

- Exposure limits as per the ASISA fund classification structure.
- Manager restriction:
  - No foreign securities will be included in the portfolio.



0860 111 899



ci.clientservice@momentum.co.za



www.momentuminv.co.za

## Contact and other information

### Scheme

Momentum Collective Investments Scheme

### Custodian/Trustee

Standard Bank of South Africa Limited

Telephone: +27 (0)21 441 4100

Registration no.: 1962/000738/06

### Management company

Momentum Collective Investments (RF) (Pty) Ltd

268 West Avenue, Centurion, 0157

PO Box 7400, Centurion, 0046

Facsimile: +27 (0)12 675 3889

Call centre: 0860 111 899

Email: [ci.clientservice@momentum.co.za](mailto:ci.clientservice@momentum.co.za)

Web: [www.momentuminv.co.za](http://www.momentuminv.co.za)

Registration no.: 1987/004287/07

### Investment manager

Momentum Asset Management (Pty) Ltd

268 West Avenue, Centurion, 0157

PO Box 7400, Centurion, 0046

An authorised financial services provider, FSP No: 623

Telephone: +27 (0)12 671 8911

Facsimile: +27 (0)12 675 3889

Email: [emailus@momentum.co.za](mailto:emailus@momentum.co.za)

Web: [www.momentum.co.za/assetmanagement](http://www.momentum.co.za/assetmanagement)

Registration no.: 1987/004655/07

## Disclosures

Momentum Collective Investments (RF) (Pty) Ltd (the "Manager"), registration number 1987/004287/07, is authorised in terms of the Collective Investment Schemes Control Act, No 45 of 2002 (CISCA) to administer Collective Investment Schemes (CIS) in Securities. The Manager is the manager of the Momentum Collective Investments Scheme, and MMI Holdings Ltd is a full member of the Association for Savings and Investment SA. Standard Bank of South Africa Limited, registration number 1962/000738/06, is the trustee of the scheme.

Momentum Bond Fund is a portfolio of the Momentum Collective Investments Scheme and Momentum Asset Management (Pty) Ltd, registration number: 1987/004655/07, an authorised financial services provider ("FSP") under the Financial Advisory and Intermediary Services Act No. 37 of 2002 ("FAIS"), FSP number: 623, is the investment manager of this portfolio.

Momentum Bond Fund is a portfolio that derives its income primarily from interest-bearing instruments. The yield (where present) is current and calculated daily.

The Total Expense Ratio (TER) is the percentage of the net asset value of the class of the Financial Product incurred as expenses relating to the administration of the Financial Product. A higher TER does not necessarily imply a poor return, nor does a low TER imply a good return. A current TER may not necessarily be an accurate indication of future TER's. The disclosed TER is shown as an annual percentage based on data for the period from 01 January 2018 to 31 December 2020. The Transaction Costs Ratio (TC) is the percentage of the net asset value of the Financial Product incurred as costs relating to the buying and selling of the assets underlying the Financial Product. Transaction costs are a necessary cost in administering the Financial Product and impacts Financial Product returns. The TC should not be considered in isolation as returns may be impacted by many other factors over time including market returns, the type of Financial Product, the investment decisions of the investment manager and the TER. The disclosed TC is shown as an annual percentage based on data for the period from 01 January 2018 to 31 December 2020. The Total Investment Charges (TIC) is the sum of the TER and the TC and is shown as a percentage depicting the annual costs relating to the investment of the Financial Product. Cost ratios are calculated using historical actual and/or estimated data and are provided solely as an indication/guide as to the annual expenses/costs that could be incurred. These ratios do not represent any current/actual charges or fees.

All portfolio performance is calculated for a portfolio/portfolio class. Individual investor returns may differ as a result of fees, actual date(s) of investment, date(s) of reinvestment of income and withholding tax. All portfolio performance shown is net of the Total Investment Charges (TIC) but excludes any initial or ongoing advisory fees that may, if applicable, be charged separately. Annualised returns, also known as Compound Annualised Growth Rates (CAGR), are calculated from cumulative returns; they provide an indication of the average annual return achieved from an investment that was held for the stated time period. Actual annual figures are available from the Manager on request. All portfolio performance figures quoted (tables and charts where present) are as at 31/03/2021, based on a lump sum investment, using NAV-NAV prices with income distributions reinvested on the ex-dividend date. CPI/Inflation figures, where present, are lagged by one month. Cash figures, where present, are STeFI Composite Index returns. All figures quoted in ZAR. Source: Morningstar and/or Momentum.

CIS are generally medium to long-term investments. The value of participatory interests may go down as well as up and past performance is not necessarily a guide to the future. CIS are traded at ruling prices and can engage in borrowing and scrip lending. The CIS may borrow up to 10% of the market value of the portfolio to bridge insufficient liquidity. Different classes of units apply to portfolios, which are subject to different fees and charges. A schedule of fees and charges and maximum commissions is available on request from the Manager. The Manager reserves the right to close and reopen certain portfolios to new investors from time to time in order to manage them more efficiently in accordance with their mandate. This portfolio is valued daily at approx. 15h00 and monthly (last business day of a month) at approx. 17h00. Latest prices can be viewed at [www.momentuminv.co.za](http://www.momentuminv.co.za) and in some national newspapers. Forward pricing is used. Instructions must reach the Manager before 14h00 to ensure same-day value. The Manager does not provide any guarantee, either with respect to the capital or the return of this portfolio. Additional information on the proposed investment including, but not limited to, brochures, application forms and the annual report and any half yearly report can be obtained, free of charge, at [www.momentuminv.co.za](http://www.momentuminv.co.za) or on request from the Manager.

This document should not be seen as an offer to purchase any specific product and is not to be construed as advice. Investors are encouraged to obtain independent professional investment and taxation advice before investing with or in any of the Manager's products.



0860 111 899



[ci.clientservice@momentum.co.za](mailto:ci.clientservice@momentum.co.za)



[www.momentuminv.co.za](http://www.momentuminv.co.za)