

Momentum Mid & Small Cap Index Fund

Momentum Collective Investment Scheme (CIS) portfolio

Class A | Minimum Disclosure Document (MDD) as at 31 March 2019

Assets managed by: Momentum Outcome-based Solutions

Portfolio profile

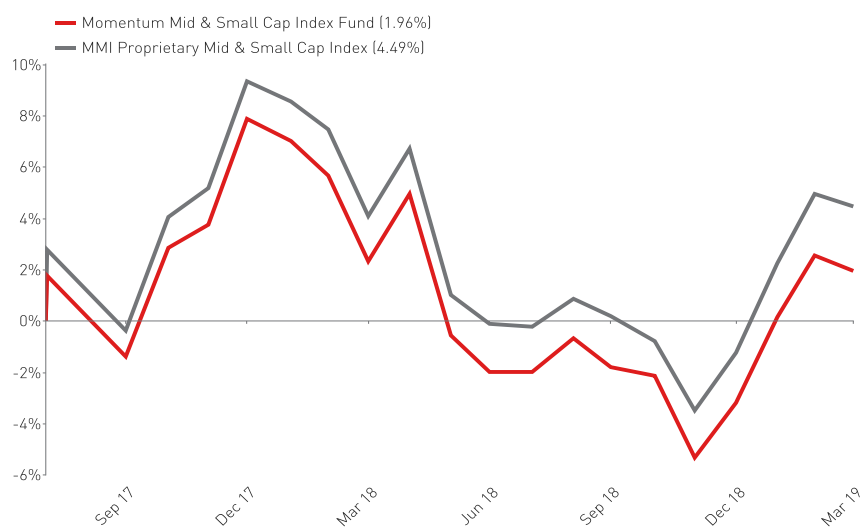
The Fund is a domestic only equity portfolio that aims to replicate the returns of the Proprietary Momentum SWIX Mid and Small Cap Index prior to fees. The portfolio is suited for investors with a high risk profile with a tolerance for capital volatility over the short to medium term and a five year or longer investment horizon. The portfolio is ideal for investors who seek general market performance at low cost.

Investment strategy

The Fund follows an optimisation strategy to track its benchmark index. This means that while the portfolio will substantially mirror the index from a constituent and weight perspective, small deviations from the index will be allowed to enable more efficient portfolio management, especially where small illiquid shares are involved. The portfolio is continuously being rebalanced in line with changes in the benchmark index. The portfolio maintains a low cash weighting. Net flows to and from the portfolio are matched with trades on a daily basis and trading costs are minimised via transacting in futures contracts when appropriate.

Portfolio performance

Since launch cumulative performance graph



Cumulative performance

	1 month	3 months	6 months	1 year	Launch
Fund	-0.59%	5.32%	3.83%	-0.38%	1.96%
Benchmark	-0.46%	5.79%	4.27%	0.38%	4.49%
Sector	-1.63%	-1.50%	-3.11%	-10.98%	-11.41%
Rank	2/10	1/10	2/10	1/10	1/9
High ⁽¹⁾				-0.38%	-0.38%
Low ⁽¹⁾				-10.27%	-10.27%
Cash	0.61%	1.77%	3.59%	7.26%	12.46%
Inflation	0.82%	0.46%	1.57%	4.06%	7.00%

Portfolio information

Benchmark MMI Proprietary Mid & Small Cap Index

ASISA sector SA - Equity - Mid & Small Cap

Portfolio size R 159.55 million

Portfolio inception 1 August 2017

The Portfolio inception (above) is the launch date of this portfolio on the Momentum Collective Investments (MCI) Scheme. The Launch date (below) depicts the launch/performance start date of the relevant class of this portfolio.

Launch date 1 August 2017

Launch price 100.00 (cpu)

Latest price (29/03/2019) 97.01 (cpu)

Codes

JSE MMSCFA

ISIN ZAE000241014

Minimum investment

Lump sum R 2,000 Monthly R 250

Portfolio managers

Loftie Botha

MCom (Bus Man), BCom (Hons)(Inv), B Eng

Imtiaz Mohammed Alli

BCompt (Unisa)

Portfolio charges and ratios

Initial management fee 0% (incl. VAT)

Initial advisory fee 0% - 3.45% (incl. VAT)

Annual management fee 0.46% p.a. (incl. VAT)

Annual advisory fee 0% - 1.15% (incl. VAT)

Financial year end TER (incl. VAT): 0.57%

The disclosed Financial year end TER (total expense ratio) is shown as an annual percentage based on data for the 1 year period to 30 June 2018.

Cost ratios (incl. VAT) as at 31 December 2018:

TER (%)	TC (%)	TIC (%)
0.57%	0.66%	1.23%

TER (%): Total Expense Ratio, TC (%): Transactions Costs Ratio,

TIC (%): Total Investment Charges (TER (%) + TC (%))

Please see Disclosures section for further information on cost ratios

Income distribution (cpu)

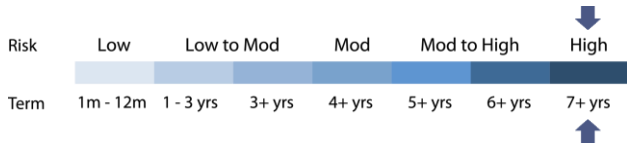
	Dividend	Interest	Total
Jun'18	0.887	0.025	0.911
Sep'18	0.947	0.013	0.960
Dec'18	0.818	0.048	0.866
Mar'19	0.889	0.027	0.916
Apr'18 - Mar'19	3.541	0.112	3.653

Distribution takes place Quarterly : March, June, September, December

Portfolio statistics

Portfolio PE 19.46 Dividend yield 3.83%

Risk/reward profile and 1 year statistics



Specific risks

Any decline in the local equity market will directly impact the portfolio's performance.

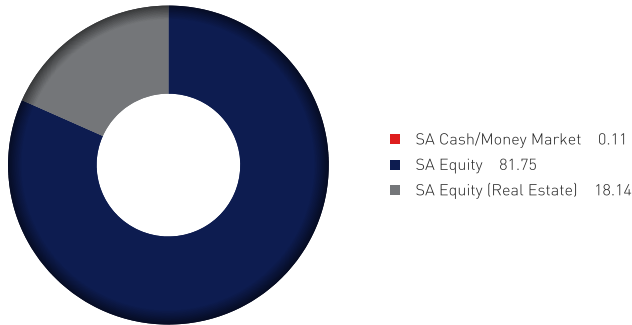
Standard deviation ¹⁾	8.91
Sharpe ratio ²⁾	-0.79
Largest negative monthly return	-5.25
Number of positive months	5 / 12

¹⁾Standard deviation – measures the volatility of fund returns. ²⁾Sharpe ratio – fund return minus cash return (STeFI composite), divided by the Standard deviation (of fund returns)

³⁾Information ratio – return per unit of risk against the benchmark

Holdings

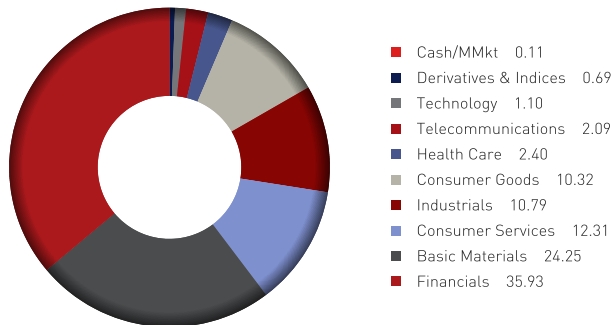
Asset type allocation (effective) (%)



Top holdings (%)

Exxaro Resources Limited	3.66
Impala Platinum Hldgs Limited	3.63
Reinet Investments S.C.A	3.18
Quilter plc	2.83
AVI Limited	2.65
Truworths International Ltd	2.62
Glencore plc	2.45
Barloworld Limited	2.38
RMI Hldgs Limited	2.24
Gold Fields Limited	2.23

Portfolio allocation (effective) (%)



Portfolio objective/investment policy

The Momentum Mid & Small Cap Index Fund is a specialist equity portfolio that will aim to achieve returns as close as possible to that of a custom JSE index consisting of small and mid-capitalisation shares listed on the JSE, by tracking this index. The portfolio will include equity and property securities comprising a custom index calculated by the JSE consisting of small and mid-capitalisation shares listed on the JSE in proportions to best replicate the performance of the index, and assets in liquid form. The portfolio may also invest in participatory interest or any other forms of participation in portfolios of collective investments or other similar schemes as the Act may allow from time to time and are consistent with the portfolio's investment objective. The portfolio will have no foreign exposure. The portfolio may from time to time invest in listed and unlisted financial instruments, in accordance with the provisions of the Act and applicable legislation as amended from time to time, in order to achieve the portfolio's investment objective. Nothing shall preclude the Manager from varying the ratios of securities or assets in liquid form in changing economic environment or market conditions, or to meet the requirements in terms of legislation and from retaining cash or placing cash on deposit in terms of the Deed and Supplemental Deed. The Trustee shall ensure that the investment policy is carried out. For the purposes of this portfolio, the manager shall reserve the right to close the portfolio to new investors. This will be done in order to manage the portfolio in accordance with its mandate.

Portfolio limits and constraints

- Exposure limits as per the ASISA fund classification structure.
- No additional restrictions.



0860 111 899



ci.clientservice@momentum.co.za



www.momentuminv.co.za

Contact and other information

Scheme

Momentum Collective Investments Scheme

Custodian/Trustee

Standard Bank of South Africa Limited
 Telephone: +27 (0)21 441 4100
 Registration no.: 1962/000738/06

Management company

Momentum Collective Investments (RF) (Pty) Ltd
 268 West Avenue, Centurion, 0157
 PO Box 7400, Centurion, 0046
 Facsimile: +27 (0)12 675 3889
 Call centre: 0860 111 899
 Email: ci.clientservice@momentum.co.za
 Web: www.momentuminv.co.za
 Registration no.: 1987/004287/07

Investment manager

Momentum Outcome-based Solutions (Pty) Ltd
 268 West Avenue, Centurion, 0157
 PO Box 7400, Centurion, 0046
 An authorised financial services provider, FSP No: 19840
 Telephone: +27 (0)12 671 8911
 Facsimile: +27 (0)12 684 5869
 Email: MOBS.emailus@momentum.co.za
 Web: www.momentuminv.co.za/momentumoutcome-basedsolutions
 Registration no.: 2004/023064/07

Disclosures

Momentum Collective Investments (RF) (Pty) Ltd (the "Manager"), registration number 1987/004287/07, is authorised in terms of the Collective Investment Schemes Control Act, No 45 of 2002 (CISCA) to administer Collective Investment Schemes (CIS) in Securities. The Manager is the manager of the Momentum Collective Investments Scheme, and MMI Holdings Ltd is a full member of the Association for Savings and Investment SA. Standard Bank of South Africa Limited, registration number 1962/000738/06, is the trustee of the scheme.

Momentum Mid & Small Cap Index Fund is a portfolio of the Momentum Collective Investments Scheme and Momentum Outcome-based Solutions (Pty) Ltd, registration number: 2004/023064/07, an authorised financial services provider ("FSP") under the Financial Advisory and Intermediary Services Act No. 37 of 2002 ("FAIS"), FSP number: 19840, is the investment manager of this portfolio.

The Total Expense Ratio (TER) is the percentage of the net asset value of the class of the Financial Product incurred as expenses relating to the administration of the Financial Product. A higher TER does not necessarily imply a poor return, nor does a low TER imply a good return. A current TER may not necessarily be an accurate indication of future TER's. The disclosed TER is shown as an annual percentage based on data for the period from 01 August 2017 to 31 December 2018. The Transaction Costs Ratio (TC) is the percentage of the net asset value of the Financial Product incurred as costs relating to the buying and selling of the assets underlying the Financial Product. Transaction costs are a necessary cost in administering the Financial Product and impacts Financial Product returns. The TC should not be considered in isolation as returns may be impacted by many other factors over time including market returns, the type of Financial Product, the investment decisions of the investment manager and the TER. The disclosed TC is shown as an annual percentage based on data for the period from 01 August 2017 to 31 December 2018. The Total Investment Charges (TIC) is the sum of the TER and the TC and is shown as a percentage depicting the annual costs relating to the investment of the Financial Product. Cost ratios are calculated using historical actual and/or estimated data and are provided solely as an indication/guide as to the annual expenses/costs that could be incurred. These ratios do not represent any current/actual charges or fees.

All portfolio performance is calculated for a portfolio/portfolio class. Individual investor returns may differ as a result of fees, actual date(s) of investment, date(s) of reinvestment of income and withholding tax. All portfolio performance shown is net of the Total Investment Charges (TIC) but excludes any initial or ongoing advisory fees that may, if applicable, be charged separately. Annualised returns, also known as Compound Annualised Growth Rates (CAGR), are calculated from cumulative returns; they provide an indication of the average annual return achieved from an investment that was held for the stated time period. Actual annual figures are available from the Manager on request. All portfolio performance figures quoted (tables and charts where present) are as at 31/03/2019, based on a lump sum investment, using NAV-NAV prices with income distributions reinvested on the ex-dividend date. CPI/Inflation figures, where present, are lagged by one month. Cash figures, where present, are STeFI Composite Index returns. All figures quoted in ZAR. Source: Morningstar and/or Momentum.

CIS are generally medium to long-term investments. The value of participatory interests may go down as well as up and past performance is not necessarily a guide to the future. CIS are traded at ruling prices and can engage in borrowing and scrip lending. The CIS may borrow up to 10% of the market value of the portfolio to bridge insufficient liquidity. Different classes of units apply to portfolios, which are subject to different fees and charges. A schedule of fees and charges and maximum commissions is available on request from the Manager. The Manager reserves the right to close and reopen certain portfolios to new investors from time to time in order to manage them more efficiently in accordance with their mandate. This portfolio is valued daily at approx. 15h00 and monthly (last business day of a month) at approx. 17h00. Latest prices can be viewed at www.momentuminv.co.za and in some national newspapers. Forward pricing is used. Instructions must reach the Manager before 14h00 to ensure same-day value. The Manager does not provide any guarantee, either with respect to the capital or the return of this portfolio. Additional information on the proposed investment including, but not limited to, brochures, application forms and the annual report and any half yearly report can be obtained, free of charge, at www.momentuminv.co.za or on request from the Manager.

This document should not be seen as an offer to purchase any specific product and is not to be construed as advice. Investors are encouraged to obtain independent professional investment and taxation advice before investing with or in any of the Manager's products.



0860 111 899



ci.clientservice@momentum.co.za



www.momentuminv.co.za