

Momentum Top 40 Index Fund

Momentum Collective Investment Scheme (CIS) portfolio

Class A | Minimum Disclosure Document (MDD) as at 31 March 2019

Assets managed by: Momentum Asset Management

Portfolio profile

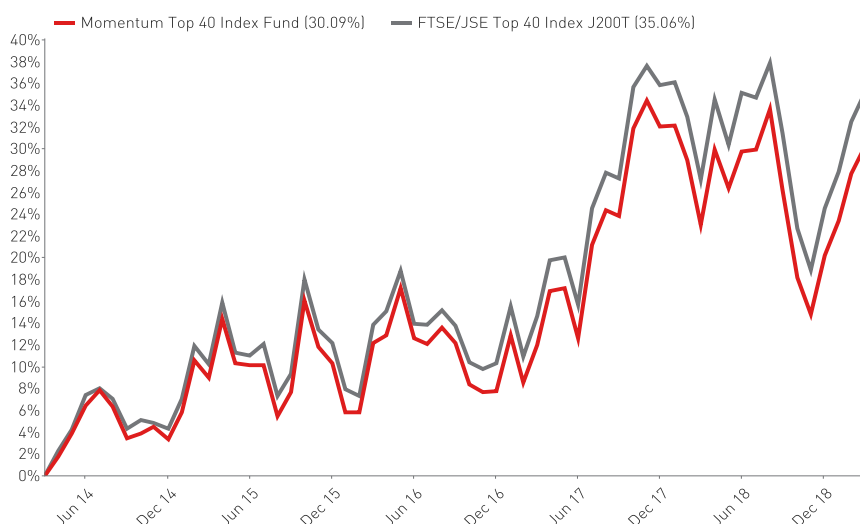
The Fund is a domestic only equity portfolio that aims to replicate the returns of the FTSE/JSE Top 40 Index prior to fees. This represents the 40 largest stocks by market capitalisation listed on the exchange. The portfolio is suited to investors with a high risk profile with a tolerance for capital volatility over the short to medium term and a five year or longer investment horizon. The fund is ideal for investors who seek general market performance at a low cost.

Investment strategy

The fund endeavours to accurately replicate the index by holding all constituents in the exact index weighting. The portfolio is rebalanced daily with either physical equity trades or future positions.

Portfolio performance

5 year cumulative performance graph



Annualised performance

	1 year	3 years	5 years	7 years	10 years
Fund	5.69%	5.07%	5.40%	10.20%	12.72%
Benchmark	6.15%	5.86%	6.19%	11.05%	13.67%
Sector	2.70%	3.87%	4.62%	8.77%	12.85%
Rank	3/10	4/10	4/9	3/7	3/5
High ⁽¹⁾	15.24%	24.89%	34.32%	34.32%	46.52%
Low ⁽¹⁾	-14.62%	-14.62%	-14.62%	-14.62%	-33.64%
Cash	7.26%	7.43%	7.01%	6.52%	6.60%
Inflation	4.06%	4.78%	5.06%	5.30%	5.25%

⁽¹⁾ High/Low – highest/lowest 1 year return of the portfolio/class of portfolio during the period detailed.

Portfolio information

Benchmark	FTSE/JSE Top 40 Index J200T		
ASISA sector	SA - Equity - Large Cap		
Portfolio size	R 275.12 million		
Portfolio inception	18 June 1996		
The Portfolio inception (above) is the launch date of this portfolio on the Momentum Collective Investments (MCI) Scheme. The Launch date (below) depicts the launch/performance start date of the relevant class of this portfolio.			
Launch date	18 June 1996		
Launch price	100.00 (cpu)		
Latest price (29/03/2019)	688.88 (cpu)		
Codes			
JSE	RMBT		
ISIN	ZAE000021010		
Minimum investment			
Lump sum	R 2,000	Monthly	R 250
Portfolio managers			
Imtiaz Mohammed Alli			
BCompt (Unisa)			
Loftie Botha			
MCom (Bus Man), BCom (Hons)(Inv), B Eng			

Portfolio charges and ratios

Initial management fee	0% (incl. VAT)	
Initial advisory fee	0% - 3.45% (incl. VAT)	
Annual management fee	0.575% p.a. (incl. VAT)	
Annual advisory fee	0% - 1.15% (incl. VAT)	
Financial year end TER (incl. VAT):	0.62%	
The disclosed Financial year end TER (total expense ratio) is shown as an annual percentage based on data for the 1 year period to 30 June 2018.		
Cost ratios (incl. VAT) as at 31 December 2018:		
TER (%)	TC (%)	TIC (%)
0.62%	0.07%	0.69%
TER (%): Total Expense Ratio, TC (%): Transactions Costs Ratio, TIC (%): Total Investment Charges (TER (%) + TC (%))		
Please see Disclosures section for further information on cost ratios		

Income distribution (cpu)

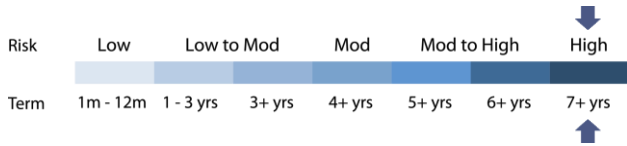
	Dividend	Interest	Total
Jun'18	3.608	0.180	3.788
Sep'18	7.958	0.150	8.107
Dec'18	1.653	0.105	1.758
Mar'19	7.610	0.135	7.745
Apr'18 - Mar'19	20.829	0.570	21.399

Distribution takes place Quarterly : March, June, September, December

Portfolio statistics

Portfolio PE	24.40	Dividend yield	2.18%
	One year	Two years (Annualised)	Three years (Annualised)
Tracking Error	1.60%	1.27%	1.19%

Risk/reward profile and 3 year statistics



Specific risks

Any decline in the local equity market will directly impact the portfolio's performance.

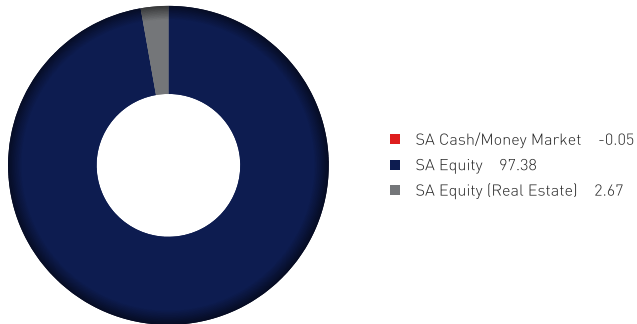
Standard deviation ¹⁾	12.26
Sharpe ratio ²⁾	-0.12
Information ratio ³⁾	-0.63
Largest negative monthly return	-6.35
Number of positive months	21 / 36

¹⁾Standard deviation – measures the volatility of fund returns ²⁾Sharpe ratio – fund return minus cash return (STeFI composite), divided by the Standard deviation (of fund returns)

³⁾Information ratio – return per unit of risk against the benchmark

Holdings

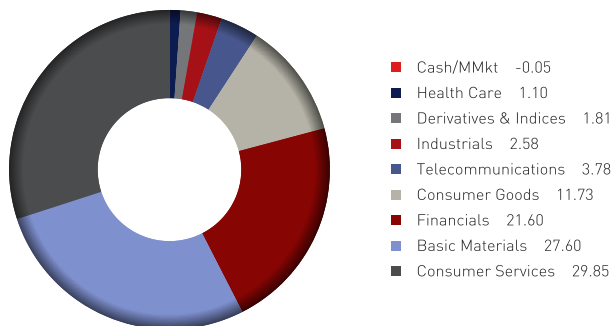
Asset type allocation (effective) (%)



Top holdings (%)

Naspers Limited	22.81
BHP Group plc	11.61
Compagnie Financière Richemont SA	8.58
Anglo American plc	6.24
Sasol Limited	4.02
Standard Bank Group Limited	3.80
FirstRand Limited	3.22
MTN Group Limited	2.65
British American Tobacco plc	2.46
Sanlam Limited	2.07

Portfolio allocation (effective) (%)



Portfolio objective/investment policy

The Momentum Top 40 Index Fund is a specialist capital growth portfolio and the investment policy followed by the Manager will be to focus on achieving a total compound annual return which will substantially equate to the total compound annual return of the FTSE/JSE Top 40 Index as adjusted to take into account transaction and other costs, and to comply with the statutory requirements to invest in assets in liquid form. In order to achieve this investment objective, the securities to be acquired for the Momentum Top 40 Index Fund portfolio will substantially consist of a selection of financially sound ordinary shares, to be acquired at fair market prices, as included in the FTSE/JSE Top 40 Index at proportions so determined as to best replicate the performance of the FTSE/JSE Top 40 Index and will include a minimum of assets in liquid form investments as required by the Act from time to time. The manager may from time to time invest in participatory interests or any other form of participation in portfolios of collective investment schemes or other similar collective investment schemes as the Act may allow from time to time, and which are consistent with the portfolio's investment policy. Where the aforementioned schemes are operated in territories other than South Africa participation in portfolios of these schemes will be included in the portfolio only where the regulatory environment is of sufficient standard to provide investor protection at least equal to that in South Africa.

Portfolio limits and constraints

- Maximum exposure limits as per the ASISA fund classification structure.
- Min 80% in equities which have a market cap greater than or equal to the company with the lowest market cap in the FTSE/JSE Top 40 Index.
- 100% of share purchases must be in this investable universe at time of purchase.



0860 111 899



ci.clientservice@momentum.co.za



www.momentuminv.co.za

Contact and other information

Scheme

Momentum Collective Investments Scheme

Custodian/Trustee

Standard Bank of South Africa Limited
 Telephone: +27 (0)21 441 4100
 Registration no.: 1962/000738/06

Management company

Momentum Collective Investments (RF) (Pty) Ltd
 268 West Avenue, Centurion, 0157
 PO Box 7400, Centurion, 0046
 Facsimile: +27 (0)12 675 3889
 Call centre: 0860 111 899
 Email: ci.clientservice@momentum.co.za
 Web: www.momentuminv.co.za
 Registration no.: 1987/004287/07

Investment manager

Momentum Asset Management (Pty) Ltd
 268 West Avenue, Centurion, 0157
 PO Box 7400, Centurion, 0046
 An authorised financial services provider, FSP No: 623
 Telephone: +27 (0)12 671 8911
 Facsimile: +27 (0)12 675 3889
 Email: emailus@momentum.co.za
 Web: www.momentum.co.za/assetmanagement
 Registration no.: 1987/004655/07

Disclosures

Momentum Collective Investments (RF) (Pty) Ltd (the "Manager"), registration number 1987/004287/07, is authorised in terms of the Collective Investment Schemes Control Act, No 45 of 2002 (CISCA) to administer Collective Investment Schemes (CIS) in Securities. The Manager is the manager of the Momentum Collective Investments Scheme, and MMI Holdings Ltd is a full member of the Association for Savings and Investment SA. Standard Bank of South Africa Limited, registration number 1962/000738/06, is the trustee of the scheme.

Momentum Top 40 Index Fund is a portfolio of the Momentum Collective Investments Scheme and Momentum Asset Management (Pty) Ltd, registration number: 1987/004655/07, an authorised financial services provider ("FSP") under the Financial Advisory and Intermediary Services Act No. 37 of 2002 ("FAIS"), FSP number: 623, is the investment manager of this portfolio.

The Total Expense Ratio (TER) is the percentage of the net asset value of the class of the Financial Product incurred as expenses relating to the administration of the Financial Product. A higher TER does not necessarily imply a poor return, nor does a low TER imply a good return. A current TER may not necessarily be an accurate indication of future TER's. The disclosed TER is shown as an annual percentage based on data for the period from 01 March 2016 to 31 December 2018. The Transaction Costs Ratio (TC) is the percentage of the net asset value of the Financial Product incurred as costs relating to the buying and selling of the assets underlying the Financial Product. Transaction costs are a necessary cost in administering the Financial Product and impacts Financial Product returns. The TC should not be considered in isolation as returns may be impacted by many other factors over time including market returns, the type of Financial Product, the investment decisions of the investment manager and the TER. The disclosed TC is shown as an annual percentage based on data for the period from 01 March 2016 to 31 December 2018. The Total Investment Charges (TIC) is the sum of the TER and the TC and is shown as a percentage depicting the annual costs relating to the investment of the Financial Product. Cost ratios are calculated using historical actual and/or estimated data and are provided solely as an indication/guide as to the annual expenses/costs that could be incurred. These ratios do not represent any current/actual charges or fees.

All portfolio performance is calculated for a portfolio/portfolio class. Individual investor returns may differ as a result of fees, actual date(s) of investment, date(s) of reinvestment of income and withholding tax. All portfolio performance shown is net of the Total Investment Charges (TIC) but excludes any initial or ongoing advisory fees that may, if applicable, be charged separately. Annualised returns, also known as Compound Annualised Growth Rates (CAGR), are calculated from cumulative returns; they provide an indication of the average annual return achieved from an investment that was held for the stated time period. Actual annual figures are available from the Manager on request. All portfolio performance figures quoted (tables and charts where present) are as at 31/03/2019, based on a lump sum investment, using NAV-NAV prices with income distributions reinvested on the ex-dividend date. CPI/Inflation figures, where present, are lagged by one month. Cash figures, where present, are STeFI Composite Index returns. All figures quoted in ZAR. Source: Morningstar and/or Momentum.

CIS are generally medium to long-term investments. The value of participatory interests may go down as well as up and past performance is not necessarily a guide to the future. CIS are traded at ruling prices and can engage in borrowing and scrip lending. The CIS may borrow up to 10% of the market value of the portfolio to bridge insufficient liquidity. Different classes of units apply to portfolios, which are subject to different fees and charges. A schedule of fees and charges and maximum commissions is available on request from the Manager. The Manager reserves the right to close and reopen certain portfolios to new investors from time to time in order to manage them more efficiently in accordance with their mandate. This portfolio is valued daily at approx. 15h00 and monthly (last business day of a month) at approx. 17h00. Latest prices can be viewed at www.momentuminv.co.za and in some national newspapers. Forward pricing is used. Instructions must reach the Manager before 14h00 to ensure same-day value. The Manager does not provide any guarantee, either with respect to the capital or the return of this portfolio. Additional information on the proposed investment including, but not limited to, brochures, application forms and the annual report and any half yearly report can be obtained, free of charge, at www.momentuminv.co.za or on request from the Manager.

This document should not be seen as an offer to purchase any specific product and is not to be construed as advice. Investors are encouraged to obtain independent professional investment and taxation advice before investing with or in any of the Manager's products.



0860 111 899



ci.clientservice@momentum.co.za



www.momentuminv.co.za