

Product profile

The Momentum AM Optimiser is managed under a fully discretionary mandate. It is an actively managed, balanced portfolio that provides exposure to all asset classes. The portfolio adopts a higher risk strategy that aims to maximise long-term capital growth and outperformance. This can potentially lead to higher month-on-month volatility in the short term.

Investment strategy

The investment strategy of this portfolio is based on the Momentum Asset Management "Best Investment View" strategy, which is the collective view of our entire investment team. However, the portfolio manager has the flexibility to deviate from this view within set parameters in order to increase the risk profile and expected return of the fund.

The strategies employed by the portfolio managers may include the following:

- Increased or decreased exposure to select shares as compared to the "Best Investment View"; and
- Varying overall exposure to the allowed asset classes above or below that of the "Best Investment View".

Fund details

Inception	3 August 1998
Minimum investment size	No minimum investment
Termination	30 days written notice
Market value	R 325.54 million

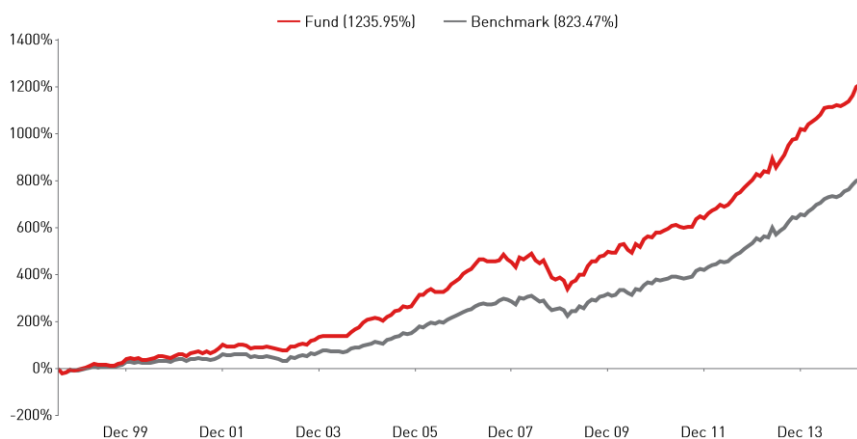
Benchmark

56% Equity, 18% Capital Market, 11% Money Market, 15% Foreign Assets to 31/12/2010; thereafter Peer Weights for Domestic Assets, 15% Foreign Assets to 30/06/2011; thereafter 25% Foreign Assets.

Fund Managers

Patrick Mathidi
 BCom (Hons)(Acc), BCompt (Acc), MSc (Fin)
 Head of Core Strategies

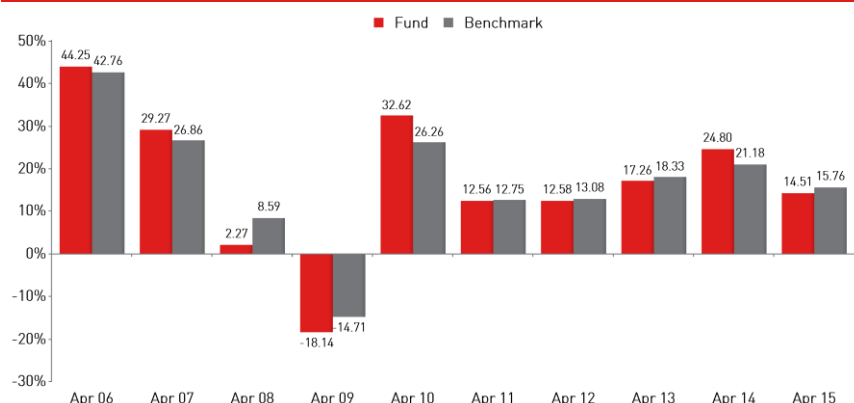
Cumulative performance since inception



Performance – returns (%)

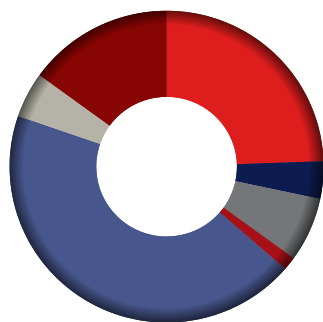
	Fund	Benchmark
Quarter	5.89	4.39
1 year	14.51	15.76
3 years	18.78	18.40
5 years	16.24	16.17
Inception	16.73	14.18

Performance – annual returns (%)



Performance shown is gross and includes all income reinvested, for periods over 1 year the returns are annualised. Source: Momentum Asset Management.

Portfolio composition: asset allocation



Foreign Assets	24.54%
Foreign Assets (Africa)	4.04%
SA Bonds	6.49%
SA Commodity	1.38%
SA Equity (excl. Property)	44.10%
SA Equity (Property)	4.72%
SA Money Market	14.74%

Top ten shares

	% of Equity	% of Portfolio
British American Tob PLC	7.48	3.65
Naspers Ltd	6.92	3.38
Steinhoff International	6.61	3.22
Standard Bank Group Ltd	6.46	3.15
Sasol Ltd	5.38	2.63
Aspen Pharmacare Holdings	4.97	2.43
MTN Group	4.60	2.24
Mondi Ltd	4.46	2.18
Old Mutual Plc	4.39	2.14
SABMiller Plc	4.21	2.06

Quarterly commentary as at 31 March 2015

The diverging monetary policy paths between the United States (US) and the rest of the developed world (DM) was very evident during 1Q15, with the European Central Bank (ECB) finally implementing quantitative easing (QE), while the US Federal Reserve (Fed) prepared markets for the inevitable rise in interest rates, most likely starting during 2H15. As a result, the US dollar rallied strongly during the quarter, with negative repercussions for the broad commodity complex and emerging market (EM) currencies. In addition, the lowering of China's official growth target from 'around 7.5%' to 'around 7%' and the refusal by large commodity producers to cut supply put additional pressure on commodity prices. The FTSE/JSE Index touched a record peak at 53,374.8 on 24 February, before entering a choppy period for the remainder of 1Q15. For the quarter, the JSE Swix Index closed up almost 7%, whilst a strong performance (up 14%) from South African (SA) listed property continued in 1Q15 on the back of strong reported distribution growth numbers, benign fixed-income conditions, increased participation by overseas investors and a lack of attractive investment alternatives.

South African sector winners included household goods manufacturer Steinhoff (+28.0%), technology (+25.9%), media group Naspers (+23.3%), general retail (+15.3%) and healthcare equipment (+10.7%). Real estate development (+17.0%), life insurance (+14.9%) and banks (+12.6%) also outperformed. Unsurprisingly, sector laggards included resource-exposed stocks, with platinum (-14.8%) and energy (-9.2%) sectors at the whim of falling platinum and oil prices. Despite lower iron-ore and copper prices, the general mining sector rose through the quarter (+1.9%), albeit at a rate below the market. Construction also lagged (-25.9%) given expectations for 'lower-for-longer' commodity prices.

Looking forward, although SA equities might seem expensively valued relative to historical trends; we see the asset class as cheaply valued versus local fixed income, particularly against the negative fundamental backdrop, for the latter, of rising domestic inflation and eventually-higher domestic and global policy rates going forward. In terms of listed property, we think it is realistic to anticipate performance going forward to be driven increasingly by distribution growth rather than a further decline in bond yields, with lower resultant returns thus to be expected.

The portfolio remains defensively positioned, with exposure to equities that we consider are trading at a discount to their full income-earning potential and have better self-help prospects. We continue to like Standard Bank, Naspers, Steinhoff, British American Tobacco, MTN and Aspen. As at the end of March 2015, the fund has achieved a performance track record ahead of benchmark and median of its peers.

Contact details

Kevin Milne | Fund Specialist | +27 (0)21 658 7078 | +27 (0)82 900 3407 | kevin.milne@momentum.co.za

Disclaimer

The document should not be seen as an offer to purchase any specific product and is not to be construed as advice or guidance in any form whatsoever. Investors are encouraged to obtain independent professional investment advice before investing in any of Momentum Asset Management (Pty) Ltd's ("MomentumAM") products. Investors should be aware that investing in a financial product entails a level of risk which depends on the nature of the investment. The merits of any investment should be considered together with the investor's specific risk profile and investment objectives. Past performance is not necessarily a guide to future performance. Fluctuations in exchange rates and underlying investments may cause the value of international investments or underlying investments, if included in the mandate, to go up or down. Illustrations are not guaranteed but are for illustrative purposes only. The Conflict of Interest Management Policy and the Complaints Resolution Policy and Procedure may be accessed on www.momentum.co.za/assetmanagement or may be requested from the Compliance Department. Some authorised representatives of MomentumAM may be rendering financial services under supervision. MomentumAM may not request or induce in any manner a client to waive any right or benefit conferred on the client by or in terms of any provision of the FAIS General Code of Conduct, or recognise, accept or act on any such waiver by the client.

Momentum Asset Management (Pty) Ltd
 13th Floor, Tower 2, 102 Rivonia Road, Sandton, 2196. Private Bag X9959, Sandton, 2146.
 Telephone +27 (0)11 505 1000 Facsimile AM.Info@momentum.co.za www.momentum.co.za/assetmanagement
 Momentum Asset Management, registration number 1987/004655/07, VAT No. 4200149096, is an authorised financial services provider,
 FSP licence number 623 and an approved Retirement Fund Administrator (No. 24/34).
 Directors: SC Mabuza, A Nortjé.
 Company Secretary: V Mngambi.



+27 (0)11 505 1000

AM.Info@momentum.co.za

www.momentum.co.za/assetmanagement

@MomentumAM

www.youtube.com/MomentumAM