

Product profile

The Momentum AM Optimiser is managed under a fully discretionary mandate. It is an actively managed, balanced portfolio that provides exposure to all asset classes. The portfolio adopts a higher risk strategy that aims to maximise long-term capital growth and outperformance. This can potentially lead to higher month-on-month volatility in the short term.

Investment strategy

The investment strategy of this portfolio is based on the Momentum Asset Management "Best Investment View" strategy, which is the collective view of our entire investment team. However, the portfolio manager has the flexibility to deviate from this view within set parameters in order to increase the risk profile and expected return of the fund.

The strategies employed by the portfolio managers may include the following:

- Increased or decreased exposure to select shares as compared to the "Best Investment View"; and
- Varying overall exposure to the allowed asset classes above or below that of the "Best Investment View".

Fund details

Inception	3 August 1998
Minimum investment size	No minimum investment
Termination	30 days written notice
Market value	R 331.38 million

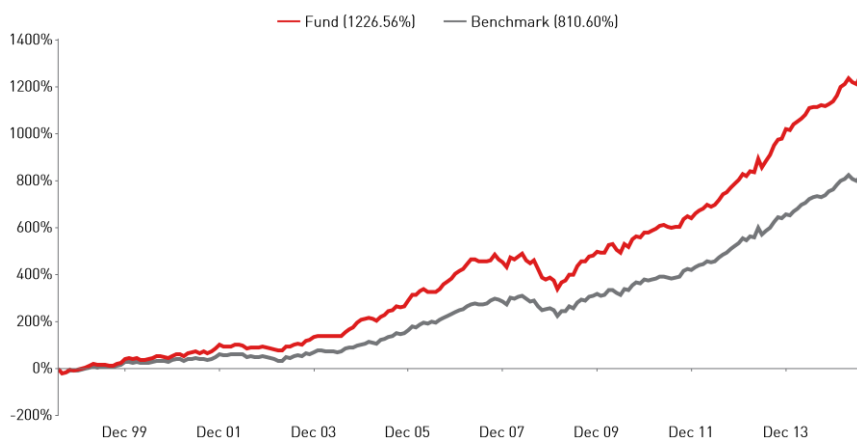
Benchmark

56% Equity, 18% Capital Market, 11% Money Market, 15% Foreign Assets to 31/12/2010; thereafter Peer Weights for Domestic Assets, 15% Foreign Assets to 30/06/2011; thereafter 25% Foreign Assets.

Fund Managers

Patrick Mathidi
BCom (Hons)(Acc), BCompt (Acc), MSc (Fin)
Head of Core Strategies

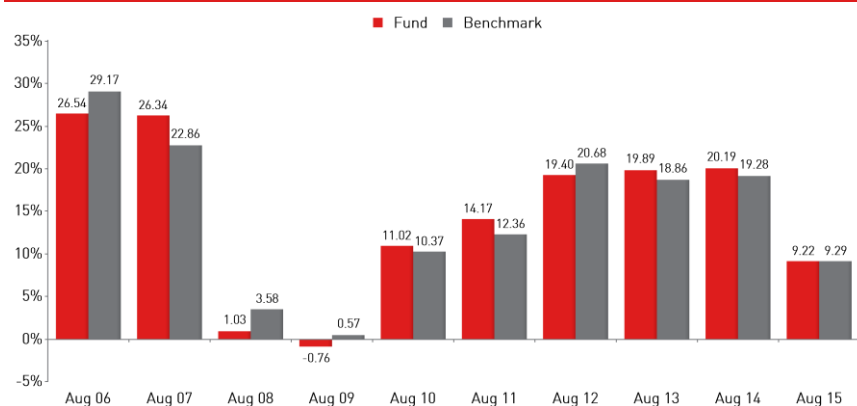
Cumulative performance since inception



Performance – returns (%)

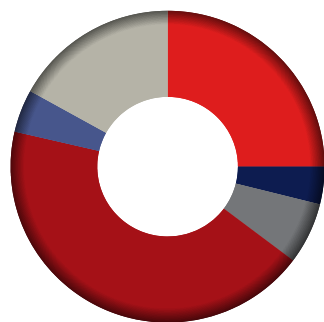
	Fund	Benchmark
Quarter	0.39	0.45
1 year	9.22	9.32
3 years	16.32	15.73
5 years	16.49	16.01
Inception	16.32	13.79

Performance – annual returns (%)



Performance shown is gross and includes all income reinvested, for periods over 1 year the returns are annualised. Source: Momentum Asset Management.

Portfolio composition: asset allocation



Foreign Assets	25.16%
Foreign Assets (Africa)	3.79%
SA Bonds	6.40%
SA Equity (excl. Property)	43.49%
SA Equity (Property)	4.38%
SA Money Market	16.78%

Top ten shares

	% of Equity	% of Portfolio
Naspers Ltd	7.69	3.68
Steinhoff International	7.30	3.49
British American Tob PLC	7.19	3.44
Standard Bank Group Ltd	5.59	2.68
Mondi Ltd	5.41	2.59
Sasol Ltd	5.07	2.43
FirstRand Ltd	4.80	2.30
Old Mutual Plc	4.73	2.27
Aspen Pharmacare Holdings	4.60	2.20
SABMiller Plc	4.20	2.01

Quarterly commentary as at 30 June 2015

Global growth dipped over the first quarter of 2015 as fragilities arose in commodity-exporting nations, with the Greek debt crisis weighing on global financial markets across asset classes. Risks of a Greece exit from the Eurozone have escalated, with capital controls being imposed at the time of writing, and an acceptance of austerity by the Greek government still seems the most likely outcome, ultimately, even if it means that a reconfigured government has to sign off on a completely new rescue programme.

Commodities and fixed-income asset classes were the clear underperformers during the second quarter. Better US and European growth prospects and diminishing deflation risk also placed upward pressure on global bond yields during the quarter, adding to the pressure on the SA bond market already emanating from a deteriorating domestic inflation outlook. An arguably overvalued listed property asset class was the clear loser from the local bond market sell-off during the quarter. Cash and inflation-linked bonds were the best-performing asset classes over the second quarter, the latter supported by a turnaround in domestic inflation prospects due to a rebound in the oil price and some rand weakness.

For the quarter ended 30 June 2015, the JSE Top 40 Index was flat, with wide dispersion of individual stock performance: Brait was up almost 50%, following the finalisation of the Steinhoff/Pepkor purchase and their inclusion in the Top 40 Index, followed by Capital & Counties, Mondi and Woolworths, up almost 15% on average. Underperformers included Mediclinic and Sanlam, both down about 15% each, followed by Anglo American and Tiger Brands, both down about 7%.

In South Africa, a number of idiosyncratic risks have exacerbated the slowdown in economic activity. Regulatory uncertainty and weak domestic demand make it difficult for corporates to justify new investment, which will have negative longer-term repercussions for trend growth. Despite domestic equities remaining expensive when compared to their 'own' long-run history and other emerging market peers, against other domestic asset classes, our equities market remains the 'least ugly'.

Contact details

Kevin Milne | Fund Specialist | +27 (0)21 658 7078 | +27 (0)82 900 3407 | kevin.milne@momentum.co.za

Disclaimer

The document should not be seen as an offer to purchase any specific product and is not to be construed as advice or guidance in any form whatsoever. Investors are encouraged to obtain independent professional investment advice before investing in any of Momentum Asset Management (Pty) Ltd's ("MomentumAM") products. Investors should be aware that investing in a financial product entails a level of risk which depends on the nature of the investment. The merits of any investment should be considered together with the investor's specific risk profile and investment objectives. Past performance is not necessarily a guide to future performance. Fluctuations in exchange rates and underlying investments may cause the value of international investments or underlying investments, if included in the mandate, to go up or down. Illustrations are not guaranteed but are for illustrative purposes only. The Conflict of Interest Management Policy and the Complaints Resolution Policy and Procedure may be accessed on www.momentum.co.za/assetmanagement or may be requested from the Compliance Department. Some authorised representatives of MomentumAM may be rendering financial services under supervision. MomentumAM may not request or induce in any manner a client to waive any right or benefit conferred on the client by or in terms of any provision of the FAIS General Code of Conduct, or recognise, accept or act on any such waiver by the client.

Momentum Asset Management (Pty) Ltd
 13th Floor, Tower 2, 102 Rivonia Road, Sandton, 2196. Private Bag X9959, Sandton, 2146.
 Telephone +27 (0)11 505 1000 Facsimile AM.Info@momentum.co.za www.momentum.co.za/assetmanagement
 Momentum Asset Management, registration number 1987/004655/07, VAT No. 4200149096, is an authorised financial services provider,
 FSP licence number 623 and an approved Retirement Fund Administrator (No. 24/34).
 Directors: SC Mabuza, A Nortjé.
 Company Secretary: V Mngambi.



+27 (0)11 505 1000



AM.Info@momentum.co.za



www.momentum.co.za/assetmanagement



@MomentumAM



www.youtube.com/MomentumAM