

### Product profile

The Momentum AM Core Equity Fund is a fully discretionary portfolio that seeks to outperform the equity market. The portfolio is actively managed, has a high risk profile and investments are limited to domestic equities only. This portfolio is ideal for clients seeking to customise their investment strategies through the use of specialist investment portfolios. This portfolio is also available as a segregated mandate.

### Investment strategy

The portfolio typically contains between 44-55 stocks.

#### Key Features:

- Decisions to include or exclude a stock will be driven by earnings growth, dividend yield and a stock's intrinsic value.
- Active sector rotation is implemented in line with our bottom-up and top-down views.
- The portfolio will aim to have a minimum of 95% exposure to equities at all times.

### Performance objective

The portfolio seeks to outperform the Momentum AM Capped SWIX over a rolling three year period.

### Fund details

<b>Inception</b>	1 November 2004
<b>Minimum investment size</b>	No minimum investment
<b>Termination</b>	30 days written notice
<b>Market value</b>	R 13.42 billion

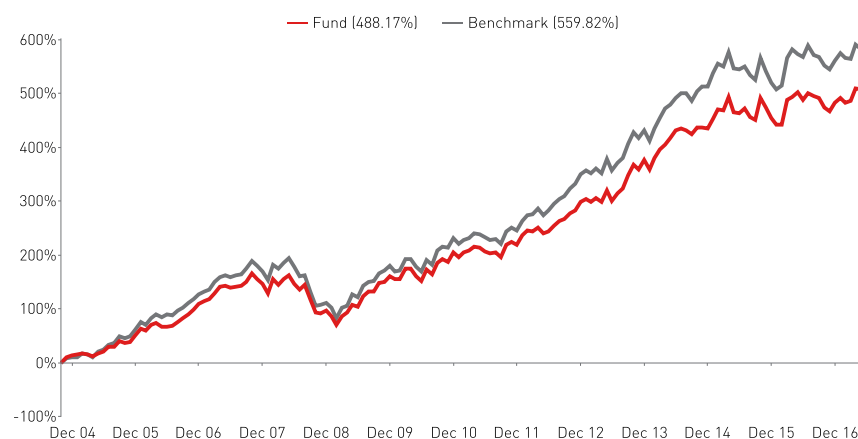
#### Benchmark

CAP1 to 30 June 2010, thereafter Momentum AM Capped SWIX

#### Fund Managers

**Norman MacKechnie**  
BSc (Eng), MSc (Eng), DIC, MBA, CFA

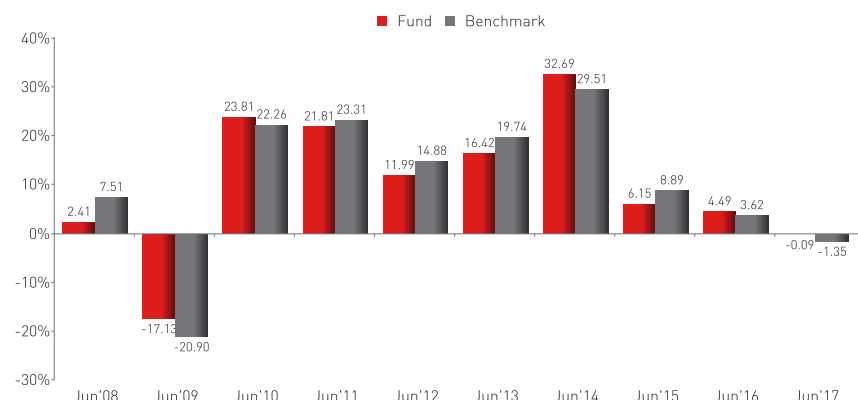
### Cumulative performance since inception



### Performance – returns (%)

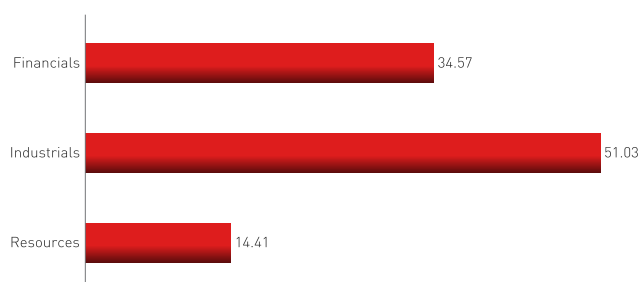
	Fund	Benchmark
<b>Quarter</b>	0.39	-0.74
<b>1 year</b>	-0.09	-1.35
<b>3 years</b>	3.48	3.63
<b>5 years</b>	11.35	11.53
<b>Inception</b>	14.97	16.06

### Performance – annual returns (%)



Performance shown is gross and includes all income reinvested, for periods over 1 year the returns are annualised. Source: Momentum Asset Management.

## Portfolio composition: effective sector exposure



## Top ten shares

Company	% of Equity	% of Portfolio
NASPERS LIMITED	8.08	8.02
BRITISH AMERICAN TOBACCO PLC	7.74	7.68
STEINHOFF INTERNATIONAL H NV	5.75	5.71
SASOL LIMITED	5.60	5.56
STANDARD BANK GROUP LIMITED	5.12	5.08
FIRSTRAND LIMITED	4.87	4.83
REMGRO LIMITED	4.76	4.73
Old Mutual Plc	3.96	3.94
ASPEN PHARMACARE HLDS LIMITED	3.06	3.04
BARCLAYS AFRICA GROUP LIMITED	3.05	3.03

## Quarterly commentary as at 30 June 2017

### Economic Overview

Increasing signs that the global growth recovery was broadening beyond the US into the Eurozone and Japan provided fundamental earnings support to the global equity asset class during the second quarter of 2017. A more synchronised global growth performance, in tandem with a weakening US dollar trend (the latter driven by US inflation continuing to underperform expectations and early indications by the European Central Bank (ECB) and the Bank of England (BoE) that both were starting to contemplate the advent of monetary tightening policies), supported strong outperformance by emerging market (EM) equities during the quarter. While fading US economic momentum buoyed global bonds during the first part of the quarter, the tightening noises made by the ECB and BoE caused a European-induced global bond sell-off towards quarter end.

A weaker US dollar put pressure on commodity prices during the quarter while simultaneously supporting the rand. This lethal combination made the platinum and gold exchange-traded funds (ETFs) the weakest performers among the SA asset classes during the quarter. Despite negative ratings action and ongoing political uncertainty, local bonds remained remarkably stable during the quarter, receiving support from the global carry trade and an acceleration in the domestic inflation downtrend. Domestic cash provided the highest domestic returns during the second quarter of 2017. In contrast, a strong rand hurt the performances of globally-based listed property counters, as well as the foreign earnings bases of South African equities. The latter was also hurt by a weak commodity price environment, an unfavourable Mining Charter announcement by government, as well as recessionary conditions in the local economy and rock-bottom confidence levels.

Momentum Investments expects global equities to provide better returns than global bonds as long as synchronised global economic and profit growth trends, still-stimulatory policy settings and favourable relative valuations remain in place. Earnings trends and valuations should now favour non-United States (US) regions. A decent yield pick-up is available for European equities over fixed income, while fundamental support remains in place for Japanese stocks. Meanwhile, a widening positive growth differential between emerging market (EM) and developed markets is likely to underpin EM equity outperformance.

South African (SA) nominal bonds are likely to benefit alongside EM bond markets in the current global hunt-for-yield environment. This asset class generally performs well from around the current low levels of business confidence and in the run-up to interest rate cuts. An anticipated rapid decline in domestic inflation should further strengthen the case for SA nominal bonds into 2018, but would be fundamentally negative for inflation-linked bonds. Domestic cash should continue to deliver decent risk-adjusted returns in a low-return environment, but re-investment rate risk is set to increase in response to a likely peak in the local interest rate cycle.

SA equity valuations have improved meaningfully due to a flat market over the past three years and an expected profit rebound on the back of higher commodity prices and a synchronized global recovery, but a turnaround in confidence is necessary to unlock strong SA equity performance. The latter hinges on political change and/or improved policy certainty. The marked improvement in listed property's relative valuation against nominal bonds (now close to its five-year average) points to strong property returns from the current rating.

### Contact details

Kevin Milne | Fund Specialist | +27 (0)21 658 7078 | +27 (0)82 900 3407 | kevin.milne@momentum.co.za

### Disclaimer

The document should not be seen as an offer to purchase any specific product and is not to be construed as advice or guidance in any form whatsoever. Investors are encouraged to obtain independent professional investment advice before investing in any of Momentum Asset Management (Pty) Ltd's ("MomentumAM") products. Investors should be aware that investing in a financial product entails a level of risk which depends on the nature of the investment. The merits of any investment should be considered together with the investor's specific risk profile and investment objectives. Past performance is not necessarily a guide to future performance. Fluctuations in exchange rates and underlying investments may cause the value of international investments or underlying investments, if included in the mandate, to go up or down. Illustrations are not guaranteed but are for illustrative purposes only. The Conflict of Interest Management Policy and the Complaints Resolution Policy and Procedure may be accessed on [www.momentum.co.za/assetmanagement](http://www.momentum.co.za/assetmanagement) or may be requested from the Compliance Department. Some authorised representatives of MomentumAM may be rendering financial services under supervision. MomentumAM may not request or induce in any manner a client to waive any right or benefit conferred on the client by or in terms of any provision of the FAIS General Code of Conduct, or recognise, accept or act on any such waiver by the client.

Momentum Asset Management (Pty) Ltd

268 West Avenue, Centurion, 0157. PO Box 7400, Centurion, 0046.

Telephone +27 (0)12 671 8911 Facsimile +27 (0)12 675 3889 [emailus@momentum.co.za](mailto:emailus@momentum.co.za) [www.momentum.co.za/assetmanagement](http://www.momentum.co.za/assetmanagement)

Momentum Asset Management, registration number 1987/004655/07, VAT No. 4200149096, is an authorised financial services provider,

FSP licence number 623 and an approved Retirement Fund Administrator (No. 24/34).

Directors: E Gouws | D Lessing | A Nortjé | M Vilakazi.

Company Secretary: R Reddy.

