

### Product profile

The Momentum AM Medical Provider Fund is a fully discretionary portfolio with a real return performance objective. Investments are diversified across a range of domestic and international asset classes. The fund is structured to comply with Regulation 30 of the Medical Schemes Act. This portfolio is also available as a segregated mandate.

### Investment strategy

The fund is actively managed according to the Momentum Asset Management's houseview. The investment strategy emphasises bottom-up research but use top-down, macro factors to reinforce decisions. The style results in lower portfolio turnover and is best suited to long-term investors. Downside volatility is specifically managed through appropriate protection strategies. The Momentum AM Medical Provider Fund aims to achieve real returns over the longer term while limiting capital losses over a calendar year.

### Performance objective

Outperform CPI + 3% pa over a rolling three-year period while limiting capital losses over a rolling one-year period.

### Fund details

<b>Inception</b>	2 December 1996
<b>Minimum investment size</b>	No minimum investment
<b>Termination</b>	30 days written notice
<b>Market value</b>	R 61.08 million
<b>Benchmark</b>	
CPI+3% p.a. (1 month lag)	

### Fund Managers

**Loftie Botha**  
MCom (Bus Man), BCom (Hons)(Inv), B Eng

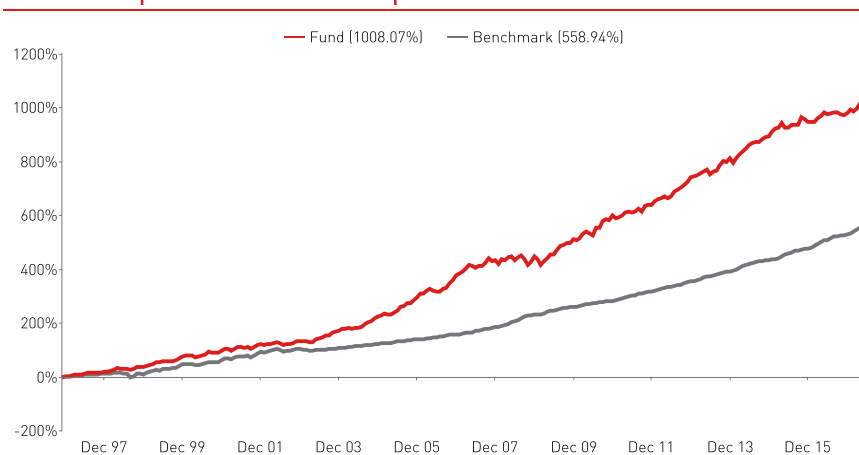
### Asset class range

International Assets	0% - 15%
Other allowed by the Medical Schemes Act	0% - 5%
SA Bonds	0% - 25%
SA Equities	5% - 40%
SA Inflation Linked Bonds	0% - 25%
SA Listed Property	0% - 10%
SA Money Market	20% - 65%

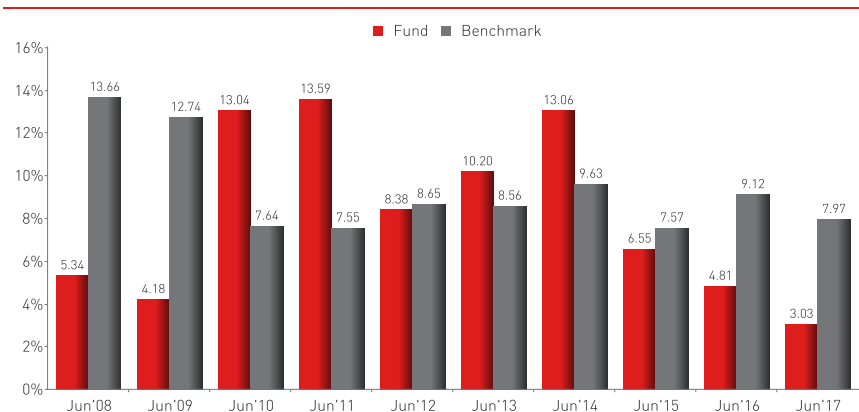
### Performance – returns (%)

	Fund	Benchmark
<b>Quarter</b>	0.88	1.70
<b>1 year</b>	3.03	7.97
<b>3 years</b>	4.79	8.21
<b>5 years</b>	7.47	8.56
<b>Inception</b>	11.95	9.49

### Cumulative performance since inception

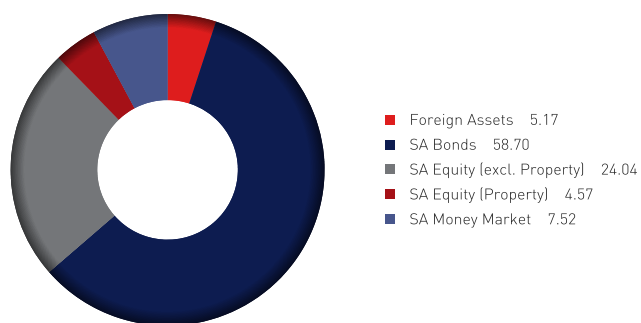


### Performance – annual returns (%)



Performance shown is gross and includes all income reinvested, for periods over 1 year the returns are annualised. Source: Momentum Asset Management.

## Portfolio composition: asset allocation



## Top ten shares

	% of Equity	% of Portfolio
NASPERS LIMITED	11.17	2.89
BRITISH AMERICAN TOBACCO PLC	5.39	1.39
MTN GROUP LIMITED	5.21	1.35
STANDARD BANK GROUP LIMITED	4.75	1.23
SASOL LIMITED	3.86	1.00
Old Mutual Plc	3.14	0.81
BHP Billiton Plc	3.07	0.79
STEINHOFF INTERNATIONAL H NV	3.03	0.78
BID Corporation Limited	2.83	0.73
SHOPRITE HOLDINGS LIMITED	2.79	0.72

## Quarterly commentary as at 30 June 2017

### Economic and market overview

Due to continued optimism over the broadening global economic recovery the CBOE Volatility Index, a widely used measure for market risk, continued to decline and was 11.5% lower over the second quarter of 2017. Locally the Rand strengthened by 2.6% against the US dollar in line with the improving trade account. Despite concerns raised by global ratings agencies and ongoing local political uncertainty, local bonds remained remarkably stable, leaving the All Bond index up by 1.5%. The Barclays SA Inflation Linked Bond index was up by only 0.9% over the quarter, confirming our view that nominal bonds are more attractively priced than inflation linked bonds. The FTSE/JSE Capped SWIX All Share Index ended the quarter down 1.0% as modest earnings growth and dividend pay-outs only partially compensated for the 2.2% contraction in the market's PE ratio in the prevailing recessionary environment. Industrial shares were up 2.2%, but financial shares were flat. Resources stocks contracted 7.0% on the back the unfavourable Mining Charter, the strong Rand and weaker commodity prices. The SA listed property index was up by a mere 0.9% due to modest distributions. SA cash was the best performing asset class during the quarter and returned 1.9% as measured by the STeFI Composite Index.

### Portfolio activity and fund positioning

The decision to move from the ALSI to the Capped SWIX index as the portfolio's equity construction benchmark means that equity component of the portfolio offers better value. While the PE of the ALSI was at 19.7 at quarter end the PE of the Capped SWIX index was only 17.4. However, with the PE of the market still above its long term average of closer to 16 times earnings, we remain underweight equities and have option based protection in place for a significant portion of the asset class given the prudent nature of the fund. A number of small individual equity transactions were done to enhance the "value" and "momentum" qualities of the portfolio. With distribution yields on listed property attractive at 6.2% and with high single digit expected distribution growth we maintain our higher than mid-point exposure to the asset class. In our view, given realistic inflation expectations, nominal bond rates are too high relative to inflation linked bond rates and hence the fund is overweight nominal bonds and underweight inflation linked bonds. Despite low US interest rates, we maintain a small exposure to do USD cash for diversification purposes.

## Contact details

Kevin Milne | Fund Specialist | +27 (0)21 658 7078 | +27 (0)82 900 3407 | kevin.milne@momentum.co.za

## Disclaimer

The document should not be seen as an offer to purchase any specific product and is not to be construed as advice or guidance in any form whatsoever. Investors are encouraged to obtain independent professional investment advice before investing in any of Momentum Asset Management (Pty) Ltd's ("MomentumAM") products. Investors should be aware that investing in a financial product entails a level of risk which depends on the nature of the investment. The merits of any investment should be considered together with the investor's specific risk profile and investment objectives. Past performance is not necessarily a guide to future performance. Fluctuations in exchange rates and underlying investments may cause the value of international investments or underlying investments, if included in the mandate, to go up or down. Illustrations are not guaranteed but are for illustrative purposes only. The Conflict of Interest Management Policy and the Complaints Resolution Policy and Procedure may be accessed on [www.momentum.co.za/assetmanagement](http://www.momentum.co.za/assetmanagement) or may be requested from the Compliance Department. Some authorised representatives of MomentumAM may be rendering financial services under supervision. MomentumAM may not request or induce in any manner a client to waive any right or benefit conferred on the client by or in terms of any provision of the FAIS General Code of Conduct, or recognise, accept or act on any such waiver by the client.

Momentum Asset Management (Pty) Ltd

268 West Avenue, Centurion, 0157. PO Box 7400, Centurion, 0046.

Telephone +27 (0)12 671 8911 Facsimile +27 (0)12 675 3889 emailus@momentum.co.za [www.momentum.co.za/assetmanagement](http://www.momentum.co.za/assetmanagement)

Momentum Asset Management, registration number 1987/004655/07, VAT No. 4200149096, is an authorised financial services provider,

FSP licence number 623 and an approved Retirement Fund Administrator (No. 24/34).

Directors: E Gouws | D Lessing | A Nortjé | M Vilakazi.

Company Secretary: R Reddy.



+27 (0)12 671 8911 [emailus@momentum.co.za](mailto:emailus@momentum.co.za) [www.momentum.co.za/assetmanagement](http://www.momentum.co.za/assetmanagement) @MomentumAM [www.youtube.com/MomentumAM](http://www.youtube.com/MomentumAM)