

# Balanced Model Portfolio

October 2017

## Investment Objective

The Balanced Model Portfolio invests in a mix of shares, bonds, property, cash and foreign assets. The portfolio aims to select the best Balanced funds available to South African investors and combine these optimally into a portfolio. The portfolio may invest in foreign assets up to the limit permitted by legislation. The maximum net equity exposure of the portfolio is 75%. The portfolio is managed to comply with the investment limits governing pension fund investments (Regulation 28). The portfolio is benchmarked against the average performance of Prudential Variable Equity funds. It additionally aims to achieve a return of inflation plus 5% over rolling 5 year measurement periods. The portfolio is suitable for investors with a moderate risk profile who require an investment with the potential for strong capital growth over the long term through a moderate exposure to the equity market, and similar to that of a typical balanced fund.

## Balanced Model Portfolio - Top Holdings

Portfolio Date: 31/10/2017

	Portfolio Weighting %
Nedgroup Inv Opportunity C	20.30
Coronation Balanced Plus A	20.06
Foord Balanced R	20.00
Momentum Balanced A	15.02
Investec Opportunity A	14.66
Fairtree Flex Balanced Prescient A2	9.96

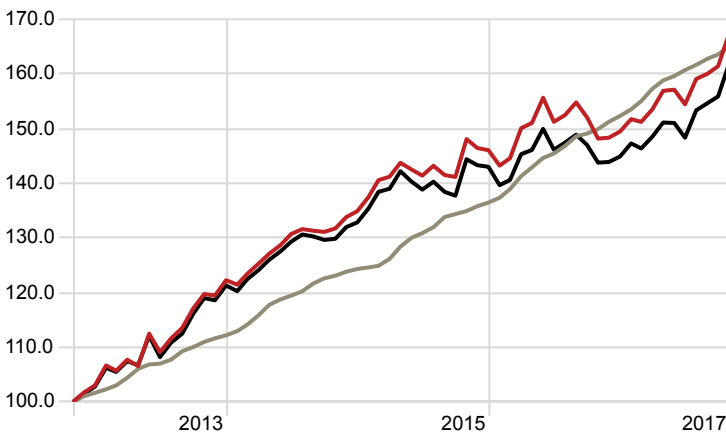
## Benchmark: South African MA High Equity peer group average

## Balanced Model Portfolio - Monthly Returns

	Jan	Feb	Mar	Apr	May	Jun	Jul	Aug	Sep	Oct	Nov	Dec	Year
2012	2.42	1.05	0.94	1.9	-0.85	0.73	2.39	2.25	1.0	2.92	1.71	1.29	19.18
2013	3.55	-0.92	1.91	-1.1	5.57	-3.01	2.29	1.74	3.1	2.30	-0.23	2.35	18.69
2014	-0.68	1.65	1.48	1.5	1.22	1.59	0.69	-0.23	-0.2	0.48	1.56	0.83	10.33
2015	1.90	2.26	0.45	1.8	-0.85	-0.79	1.28	-1.19	-0.2	4.91	-1.11	-0.27	8.27
2016	-1.93	0.94	3.80	0.6	3.06	-2.83	0.82	1.51	-1.7	-2.58	0.12	0.75	2.33
2017	1.52	-0.33	1.51	2.2	0.14	-1.71	3.01	0.59	0.9	3.76			12.07

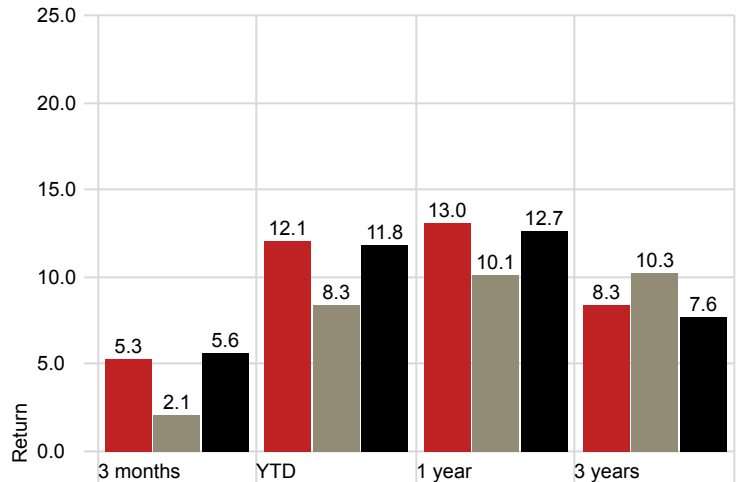
## Investment Growth

Time Period: 01/11/2012 to 31/10/2017



— Balanced Model Portfolio — CPI + 5% — Domestic AA Pru Variable Equity

## Returns

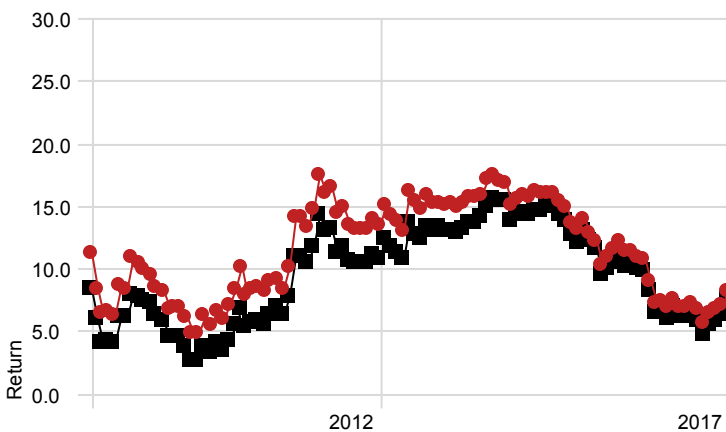


— Balanced Model Portfolio — CPI + 5% — (ASISA) South African MA High Equity

## Rolling Returns

Time Period: 01/01/2006 to 31/10/2017

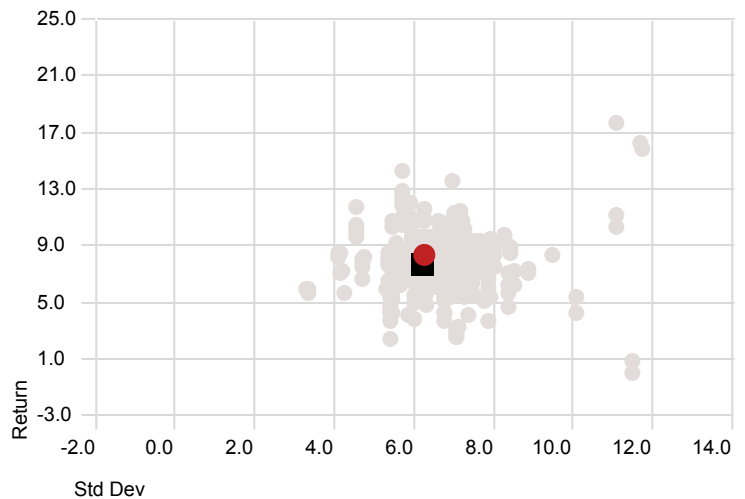
Rolling Window: 3 Years 1 Month shift



— Balanced Model Portfolio — (ASISA) South African MA High Equity — Domestic AA Pru Variable Equity

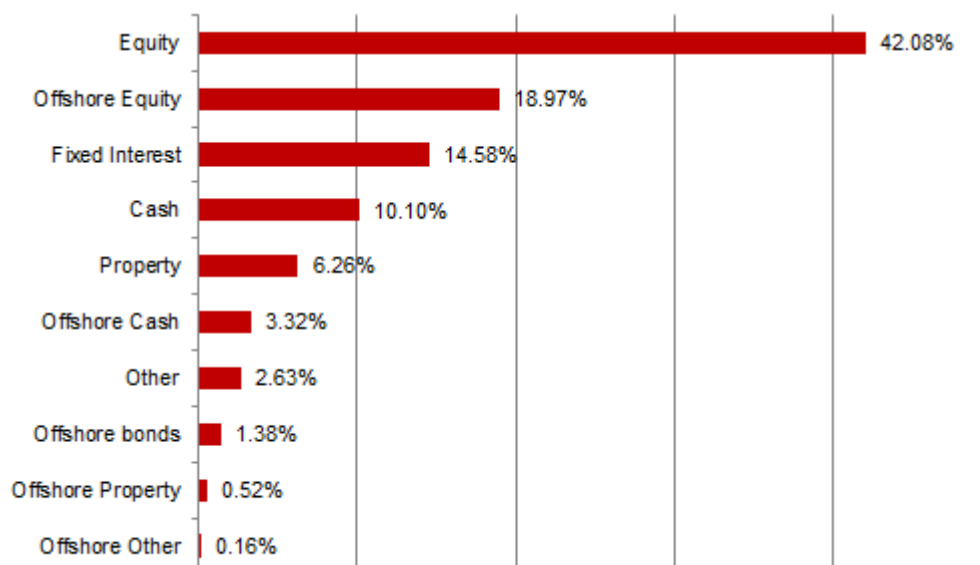
## Risk-Reward

Time Period: 01/11/2014 to 31/10/2017



● Balanced Model Portfolio ● (ASISA) South African MA High Equity

## Asset Allocation



## Notes and Disclaimer

- Please note that the calculation methodology for the CPI + benchmark was changed with effect from 01 May 2017. This is a more accurate methodology but has not resulted in significant variances over the reporting periods.
- The performance return for the model portfolio is calculated on a weighted basis based on the percentage exposure to each of the underlying funds.
- The returns of the model portfolio are net of underlying asset management fees.
- The model portfolio returns before 1 March 2011 are backtested returns based on portfolio holdings as at 1 March 2011. Live model portfolio data commenced 1 March 2011.

Past performance of any investment is not necessarily a guide to the future. Size and timing of cash flows are not taken into account. The value of the portfolio and any income arising from it may fall as well as rise due to fluctuations in the value of the underlying funds, income distributions and changes to interest rates. Neither the capital nor distributions are guaranteed. The exposures indicated by the graphs may differ from time to time due to market movements, fund limitations and the relevant fund manager's discretion. Deductions of charges and expenses mean that you may not get back the amount you invested. There can be no assurance that the performance of the funds within the portfolio will achieve your stated objectives. Investment in the portfolio may not be suitable for all investors. Investors should obtain advice from their financial advisor before proceeding with an investment. Momentum Investment Consulting, registration number 2007/018275/07 has its registered office at 268 West Avenue, Centurion, South Africa. Momentum Investment Consulting is an authorised financial services provider (FSP 32726). Collective Investment Schemes are medium to long term investments. This document is for the sole use of the intended recipient and may not be reproduced or circulated without the prior written approval of Momentum Investment Consulting.