

Momentum Value Fund

Collective Investments

Month ended 30 November 2013

momentum

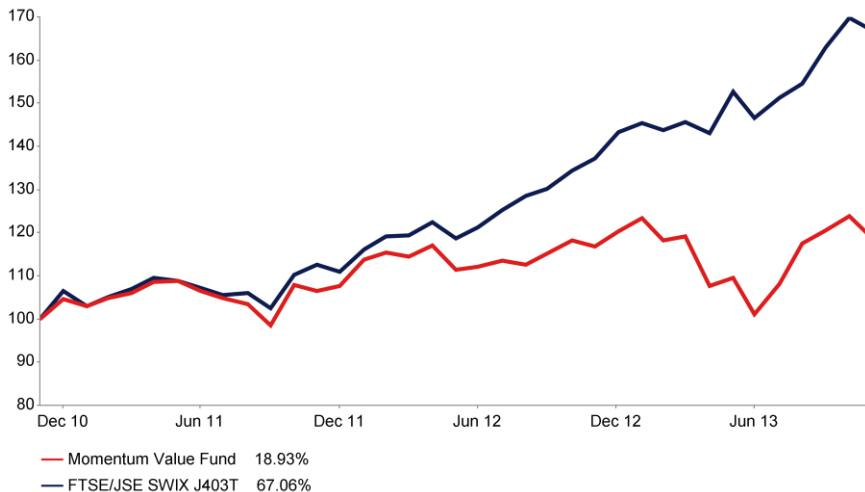
investments

Portfolio Class and Benchmark

Sector Classification	SA - Equity - General
Benchmark	FTSE/JSE SWIX J403T
Performance Objective	Outperform the benchmark over the medium to longer term

Performance

3 year cumulative performance graph based to 100

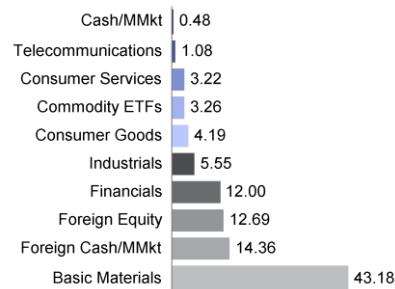


Annualised Performance

	1 year	3 years	5 years	7 years	10 years
Fund	1.75%	5.95%	14.65%	8.75%	17.11%
Sector	20.38%	15.17%	17.63%	11.27%	18.87%
Benchmark	21.68%	18.66%	20.48%	13.36%	20.66%
Rank	115/115	90/93	74/84	61/68	38/46
Cash	5.16%	5.50%	6.60%	7.66%	7.62%
Inflation	5.53%	5.71%	5.30%	6.42%	5.66%

Holdings

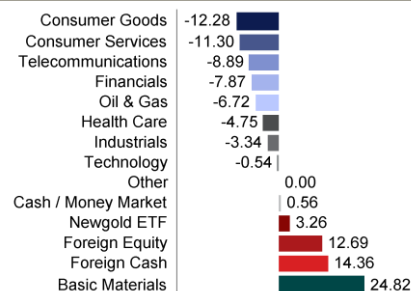
Portfolio (%)



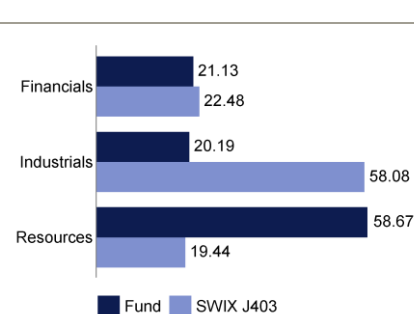
Top Holdings (%)

Anglo American Plc	9.93
Gold Fields Ltd	7.58
Reinet Investments SCA	4.76
Anglo American Platinum C	4.50
Harmony Gold Mining Co Ltd	4.39
African Bank Ltd	4.37
Impala Platinum Holdings	4.36
Afgri Ltd	4.19
Lonmin Plc	4.08
Sun International Ltd	3.22

Underweights/Overweights Relative to SWIX J403 (%)



Equity Sector Allocation (%)



Why Invest?

The Momentum Value Fund's objective is to maximise returns over the FTSE/JSE SWIX Index over time. The fund is not benchmark cognisant and can differ substantially from other equity funds and market indices given its contrarian approach and its focus on absolute value. The fund offers investors the potential for long term capital growth.

Portfolio Facts

Portfolio Size R 334.30 million

Launch Date 1 July 1998

Minimum Investment
Lump Sum R 5,000
Monthly R 500

Codes
ISIN Number ZAE000021101
JSE Code RMVF
Bloomberg Code RMBVALF

Maximum Portfolio Charges

Initial Management Fee	0% (incl. VAT)
Initial Advisory Fee	0% - 3.42% (incl. VAT)
Annual Management Fee	1.43% p.a. (incl. VAT)
Annual Advisory Fee	0% - 1.14% (incl. VAT)
Performance Fee	0% - 1.14% (incl. VAT)
Sharing Ratio	20%

The performance fee applies to any excess performance of the fund relative to the benchmark measured over rolling two year periods.

Class A
Total Expense Ratio 1.49%

Price History (cpu)

	Class A
Jul '13	798.850
Aug '13	869.721
Sep '13	892.091
Oct '13	915.117
Nov '13	879.604

Income Distribution (cpu)

Distribution (Class A)

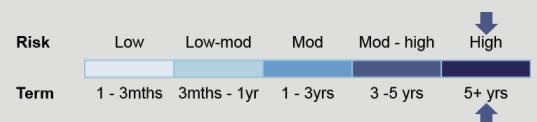
	Dividend	Interest	Total	Yield %
Mar '12	7.318	0.097	7.415	0.911
Jun '12	7.181	0.329	7.509	0.876
Dec '12	3.504	0.095	3.599	0.432
Jun '13	0.293	0.004	0.297	0.033

Distribution takes place **Semi-annually : June, December**

Portfolio Statistics

Portfolio PE	44.59
Dividend Yield	1.76%

Risk Classification



3 Year Risk Statistics

Standard deviation¹⁾ 13.99%

Return per unit of risk

- Sharpe Ratio ²⁾	0.03
- Information Ratio ³⁾	-1.18
Largest negative monthly return	-9.59%
Number of positive months	22/36

¹⁾ Standard deviation - measures the volatility of returns

²⁾ Sharpe ratio - (fund return minus cash return) / Std Dev(fund returns)

³⁾ Information ratio - Return per unit of risk against the benchmark

Momentum Value Fund

Collective Investments

Month ended 30 November 2013



Market Performance

Benchmark	YTD	1 Year	3 Year	5 Year
ALBI TR Index	-1.16%	1.85%	8.53%	8.87%
Alexander Forbes STeFI (Cash)	3.86%	5.16%	5.50%	6.60%
ALSI TR Index	16.43%	21.64%	17.62%	19.58%
FTSE/JSE Listed Prop TR	1.55%	7.70%	17.54%	19.76%
JPM GBI Global Traded TR USD	12.23%	9.34%	15.10%	4.22%
MSCI World GR USD	34.09%	45.47%	28.55%	16.16%

Disclaimer

Collective Investment Schemes (CIS) in securities are generally medium to long term investments. The value of participatory interests may go down as well as up and past performance is not necessarily a guide to the future. All CIS are traded at ruling prices and can engage in borrowing and scrip lending. A schedule of fees and charges and maximum commissions is available on request from the Momentum Collective Investments Limited. Commission may be paid and if so, would be included in the overall costs. Forward pricing is used. Fluctuations or movements in exchange rates may cause the value of underlying international investments to go up or down. Momentum Collective Investments Limited reserves the right to close and reopen certain portfolios from time to time in order to manage them more efficiently. The Fund may borrow up to 10% of the market value of the portfolio to bridge insufficient liquidity. Different classes of participatory interests apply to certain portfolios, which are subject to different fees and charges. The exposure limit to a single security, in certain Specialist Equity portfolios, can be greater than is permitted for other portfolios in terms of the Collective Investments Schemes Control Act. Momentum Collective Investments Limited's portfolios are valued daily at 15h00. Instructions must reach Momentum Collective Investments Limited before 13h00 to ensure same day value.

Performance figures quoted are from Morningstar, as at the date of this factsheet, for a lump sum investment, using NAV-NAV prices with income distributions reinvested. CPI/Inflation figures are lagged by one month.

For the period from 01 October 2012 to 30 September 2013 the Total Expense Ratio (TER) is the percentage of the average Net Asset Value (NAV) of the portfolio incurred as charges, levies and fees related to the management of the portfolio. A higher TER does not necessarily imply a poor return, nor does a low TER imply a good return. The current TER cannot be regarded as an indication of future TERs.

Momentum Collective Investments Limited is the Manager of the Momentum Collective Investments Scheme, and a full member of the Association for Savings and Investment SA. The Standard Bank of South Africa Limited (PO Box 54, Cape Town, 8000) is the Trustee of Momentum Collective Investments Scheme. Although reasonable steps have been taken to ensure the validity and accuracy of the information in this document, Momentum Collective Investments Limited does not accept any responsibility for any claim, damages, loss or expense, howsoever arising, out of or in connection with the information in this document, whether by a client, investor or intermediary. This document should not be seen as an offer to purchase any specific product and is not to be construed as advice or guidance in any form whatsoever. Investors are encouraged to obtain independent professional investment and taxation advice before investing with or in any of Momentum Collective Investments Limited's product.

Fund Managers

Sam Houlie

Qualifications:
CA(SA), CFA



Current Position:
Head of the Unconstrained Strategies at Momentum Asset Management

Experience:
Sam has been appointed head of the Unconstrained Strategies team at Momentum Asset Management and brings 16 years' of domestic and global investment experience to the firm. Sam was at Investec Asset Management until September 2011, where he held the positions of director, head of South African equities and portfolio manager in the Global Contrarian team. He started his career in the investment management industry at Allan Gray and moved to Abvest (now ABSA Asset Management), where he fulfilled the roles of portfolio manager, chief investment officer and, ultimately, chief executive officer, before leaving to join Investec Asset Management in early 2006. He headed a team of investment professionals responsible for well over R100 billion in equities across the full spectrum of portfolios, from pure equity to multi-asset mandates. He was the lead portfolio manager and key decision maker for close on R40 billion in client assets, including the Investec Global Franchise Fund and Investec Cautious Managed Fund. He also managed the Discovery Equity Fund from its inception in November 2007.

Investment Objectives and Universe

Investment Objective

The Momentum Value Fund will seek to achieve an investment medium for investors which will aim to achieve high capital growth as its primary objective.

Investment Universe

In order to achieve this objective, the Manager will invest in a portfolio of local and international securities listed on recognised stock exchanges with the focus being on stock selection and growth opportunities worldwide. Securities for this purpose will include stock, financially sound preference shares, debenture stock, debenture bonds, convertible bonds traded on recognised stock exchanges, unsecured notes and any other security listed on any recognised stock exchange of companies that trade below their intrinsic value and show promise of returning to high levels in the short to medium term and is thereby consistent with the portfolio's primary objective and that the Act or the Registrar may allow from time to time, all to be acquired at fair market value. The manager may from time to time invest in participatory interests or any other form of participation in portfolios of collective investment schemes or other similar collective investment schemes as the Act may allow from time to time, and which are consistent with the portfolio's investment policy. Where the aforementioned schemes are operated in territories other than South Africa, participatory interests or any other form of participation in portfolios of these schemes will be included in the portfolio only where the regulatory environment is, to the satisfaction of the manager and the trustee, of sufficient standard to provide investor protection at least equal to that in South Africa. The trustee shall ensure that the investment policy, as set out above, is adhered to, provided that nothing contained in the investment policy shall preclude the manager from varying the ratio of the aforementioned securities relative to each other (except as required by the Act), or the securities themselves, should changing economic factors or market conditions so demand. There shall be no limit to the proportion of assets which may be invested in any one country and nothing contained in the investment policy shall preclude the manager from retaining cash in the portfolio and/or placing on deposit in terms of the Deed.

Contact Details

Client services line: 0860 111 899
Client services email: ci.clientservice@momentum.co.za
Or visit our **website:** www.momentuminv.co.za